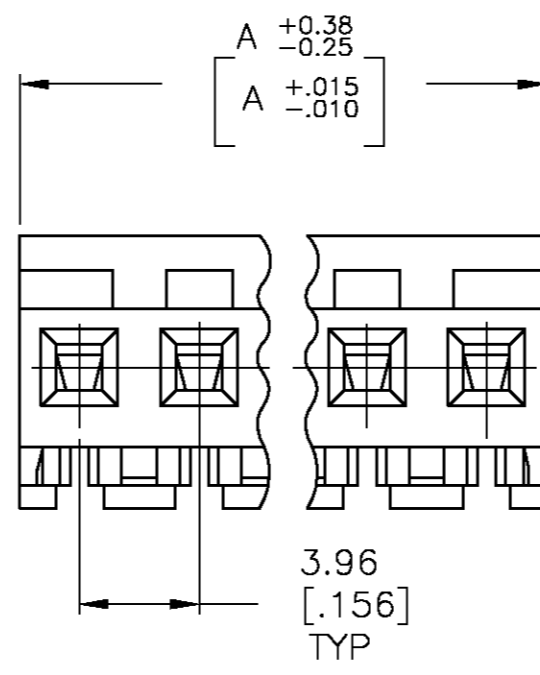
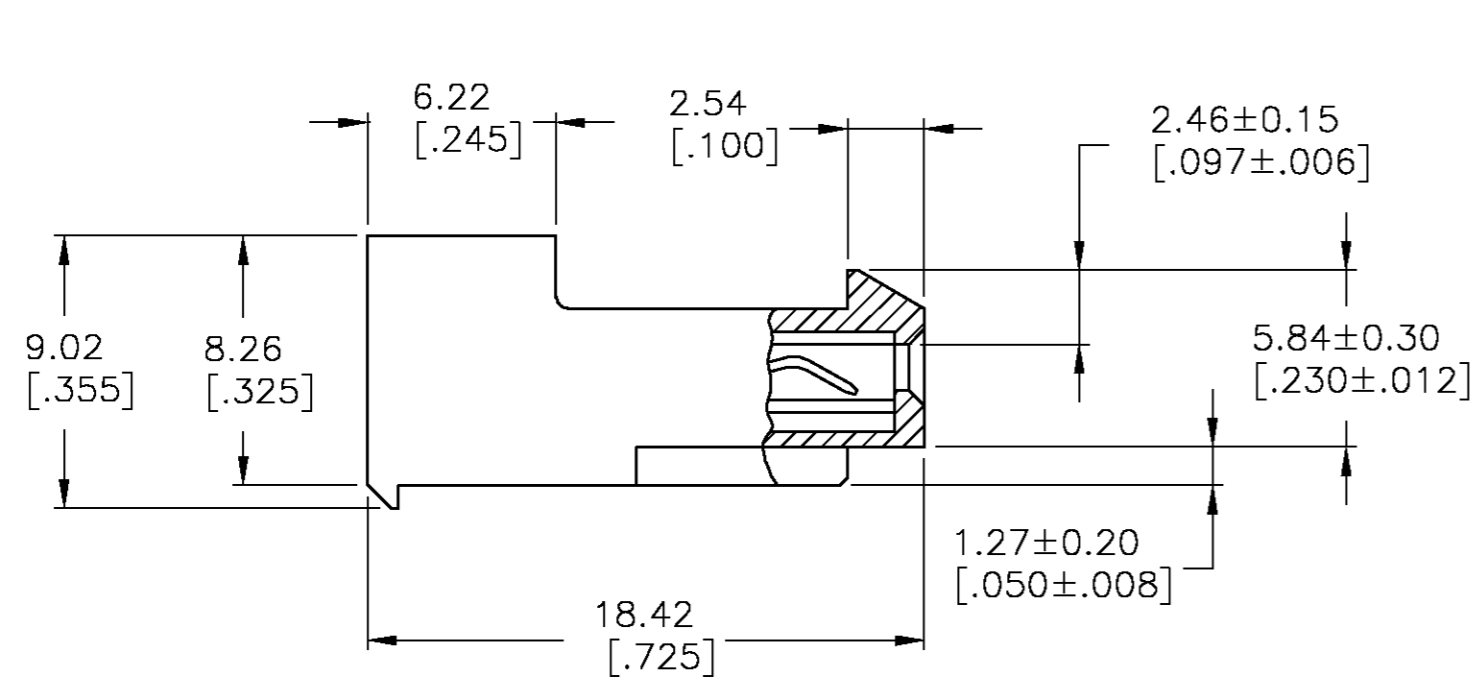
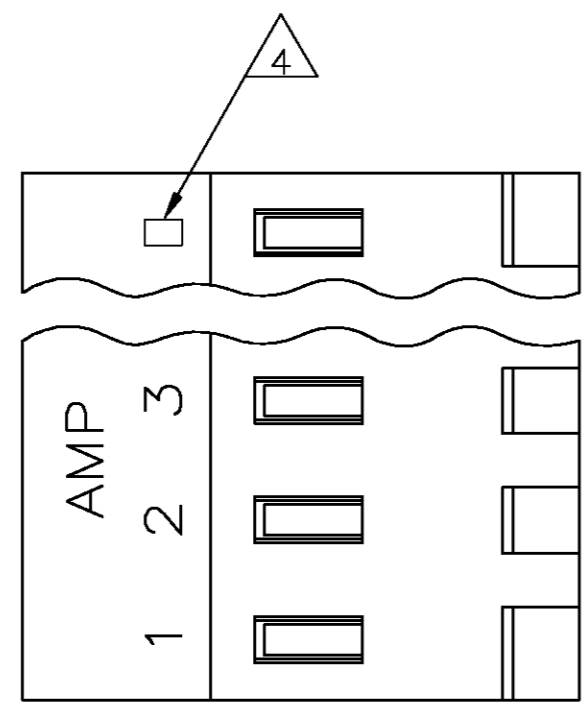


THIS DRAWING IS UNPUBLISHED. RELEASED FOR PUBLICATION  
 © COPYRIGHT BY TYCO ELECTRONICS CORPORATION. ALL RIGHTS RESERVED.

LOC	DIST	REVISIONS					
CM	OO	P	LTR	DESCRIPTION	DATE	DWN	APVD
		S		EC 0G3B 1035 04	17MAY05	BSV	DPB



95.10[3.744]	24	5-640429-4
91.13[3.588]	23	5-640429-3
87.17[3.432]	22	5-640429-2
83.21[3.276]	21	5-640429-1
79.25[3.120]	20	5-640429-0
75.29[2.964]	19	4-640429-9
71.32[2.808]	18	4-640429-8
67.36[2.652]	17	4-640429-7
63.40[2.496]	16	4-640429-6
59.44[2.340]	15	4-640429-5
55.47[2.184]	14	4-640429-4
51.51[2.028]	13	4-640429-3
47.55[1.872]	12	4-640429-2
43.59[1.716]	11	4-640429-1
39.62[1.560]	10	4-640429-0
35.66[1.404]	9	3-640429-9
31.70[1.248]	8	3-640429-8
27.74[1.092]	7	3-640429-7
23.77[.936]	6	3-640429-6
19.81[.780]	5	3-640429-5
15.85[.624]	4	3-640429-4
11.89[.468]	3	3-640429-3
7.92[.312]	2	3-640429-2
95.10[3.744]	24	2-640429-4
91.13[3.588]	23	2-640429-3
87.17[3.432]	22	2-640429-2
83.21[3.276]	21	2-640429-1
79.25[3.120]	20	1-640429-0
75.29[2.964]	19	1-640429-9
71.32[2.808]	18	1-640429-8
67.36[2.652]	17	1-640429-7
63.40[2.496]	16	1-640429-6
59.44[2.340]	15	1-640429-5
55.47[2.184]	14	1-640429-4
51.51[2.028]	13	1-640429-3
47.55[1.872]	12	1-640429-2
43.59[1.716]	11	1-640429-1
39.62[1.560]	10	1-640429-0
35.66[1.404]	9	640429-9
31.70[1.248]	8	640429-8
27.74[1.092]	7	640429-7
23.77[.936]	6	640429-6
19.81[.780]	5	640429-5
15.85[.624]	4	640429-4
11.89[.468]	3	640429-3
7.92[.312]	2	640429-2
DIM A	NO. OF CIRCUITS	PART NO.

1 MATERIAL: CONNECTOR - NYLON UL94-V2 (ORANGE)  
 CONTACTS - 0.30[.012] THICK COPPER ALLOY  
 (BRIGHT TIN-LEAD 0.00203[.000080] MIN. THICK  
 FOR CONTACTS 640429-2 THRU 2-640429-4).  
 (BRIGHT TIN PLATE 0.00203[.000080] MIN. THICK  
 FOR CONTACTS 3-640429-2 THRU 5-640429-4).

2. CONTACTS ACCEPT 24 AWG WIRE WITH 2.41[.095] MAX INSULATION DIAMETER.

3. CONTACTS MUST ACCEPT 1.14±0.03[.045] POST AND REMAIN LOCKED IN POSITION.

4 IDENTIFICATION NUMBER FOR LAST CIRCUIT MAY NOT APPEAR ON ALL ASSEMBLIES.

5. DIMENSIONS IN BRACKETS ARE IN INCHES.

6. HOUSING FEATURES ARE: CLOSED END WITH LOCKING RAMP.



THIS DRAWING IS A CONTROLLED DOCUMENT.

DIMENSIONS: mm [INCHES]	TOLERANCES UNLESS OTHERWISE SPECIFIED: 0 PLC ± - 1 PLC ± - 2 PLC ± - 3 PLC ± 0.13 [.005] 4 PLC ± - ANGLES ± - FINISH	DWN S. CARPENTER 08JUL2003 CHK D. BOSSI 08JUL2003 APVD D. BOSSI 08JUL2003 PRODUCT SPEC 108-1051 APPLICATION SPEC 114-1020 WEIGHT -	tyco Electronics Tyco Electronics Corporation Harrisburg, Pa 17105-3608	NAME MTA 156 CONNECTOR ASSEMBLY, 24 AWG, STANDARD	RESTRICTED TO
MATERIAL 1	FINISH 1	CUSTOMER DRAWING	SIZE A2 CAGE CODE 00779 DRAWING NO. C=640429	SCALE 4:1 SHEET 1 OF 1 REV S	