

## Device connector, front mounting - CA-07P1N122S00 - 1619988

Please be informed that the data shown in this PDF Document is generated from our Online Catalog. Please find the complete data in the user's documentation. Our General Terms of Use for Downloads are valid (<http://phoenixcontact.com/download>)




Device connector for front wall, straight, shielded: yes, SPEEDCON locking, M23, Number of positions: 7, Type of contact: Male connector, Solder connection, Flat gasket, 4x Ø3.2, Flange dimensions: 25 mm x 25 mm

The figure shows the 6-pos. product version



### Key Commercial Data

Packing unit	1 pc
GTIN	 4 046356 820066
Weight per Piece (excluding packing)	33.9 g
Custom tariff number	85366990
Country of origin	Germany
Note	Made to Order (non-returnable)

### Technical data

#### Temperature range

Ambient temperature (operation)	-40 °C ... 125 °C
---------------------------------	-------------------

#### Data of the insulating body

Coding	N
Insulator material	PBT
Contact material	CuZn
Contact surface material	Ni/Au
Contact connection method	Solder connection
Type of contacts	Male connector
Number of positions	7
Contact diameter of power contacts	2 mm
Litz wire cross section of power contacts min.	0.08 mm <sup>2</sup>
Litz wire cross section of power contacts max.	2.5 mm <sup>2</sup>
Nominal current per power contact at 25°C	20 A
Nominal voltage, power contact	300 V

# Device connector, front mounting - CA-07P1N122S00 - 1619988

## Technical data

### Data of the insulating body

Overvoltage category	II
Degree of pollution	3

### Housing data

Housing material	CuZn
Flange dimensions	25 mm x 25 mm
Type of locking	SPEEDCON locking
Degree of protection (when plugged in)	IP67
Thread type	M23

## Classifications

### eCl@ss

eCl@ss 4.0	272607xx
eCl@ss 4.1	27260701
eCl@ss 5.0	27143424
eCl@ss 5.1	27143424
eCl@ss 6.0	27143424
eCl@ss 7.0	27440209
eCl@ss 8.0	27440103

### ETIM

ETIM 3.0	EC001121
ETIM 4.0	EC002635
ETIM 5.0	EC002061

### UNSPSC

UNSPSC 6.01	43172015
UNSPSC 7.0901	43201404
UNSPSC 11	43172015
UNSPSC 12.01	43201404
UNSPSC 13.2	43201404

## Approvals

### Approvals

---

#### Approvals

UL Recognized / cUL Recognized / cULus Recognized

---

#### Ex Approvals

# Device connector, front mounting - CA-07P1N122S00 - 1619988

## Approvals

Approvals submitted

## Approval details

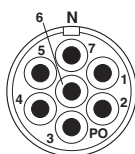
UL Recognized	
mm <sup>2</sup> /AWG/kcmil	14
Nominal current I <sub>N</sub>	20 A
Nominal voltage U <sub>N</sub>	300 V

cUL Recognized	
mm <sup>2</sup> /AWG/kcmil	14
Nominal current I <sub>N</sub>	10 A
Nominal voltage U <sub>N</sub>	300 V

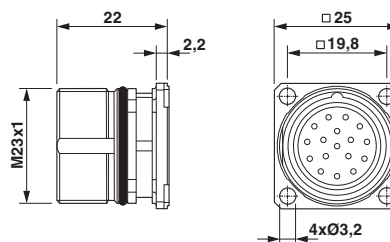
cULus Recognized	
------------------	--

## Drawings

Schematic diagram

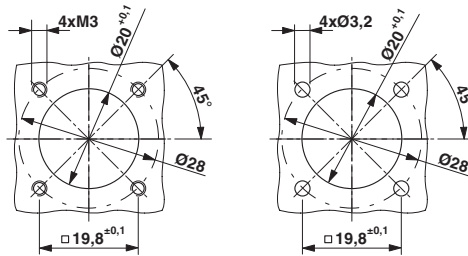


Dimensional drawing



## Device connector, front mounting - CA-07P1N122S00 - 1619988

Dimensional drawing



### Installation dimensions

---

Phoenix Contact 2016 © - all rights reserved  
<http://www.phoenixcontact.com>