

# Customer Information Sheet

DRAWING No.: M50-300XX45

SHEET 3 OF 3

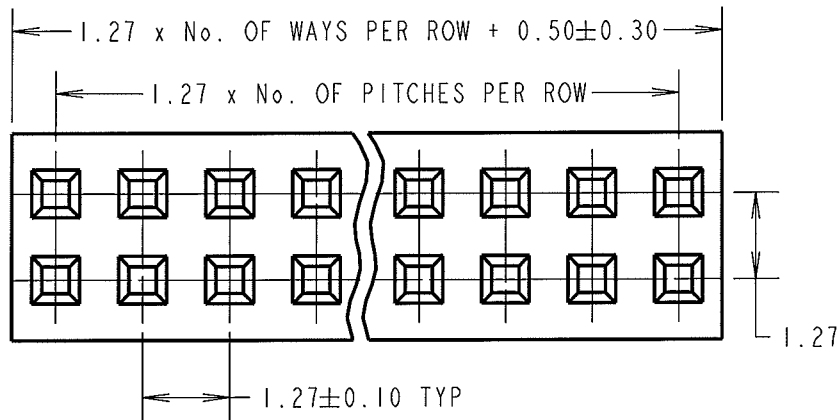
IF IN DOUBT - ASK

(C)

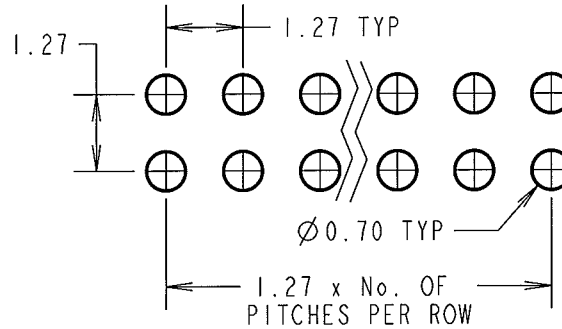
NOT TO SCALE

THIRD ANGLE PROJECTION

ALL DIMENSIONS IN mm



RECOMMENDED PCB LAYOUT ±0.05

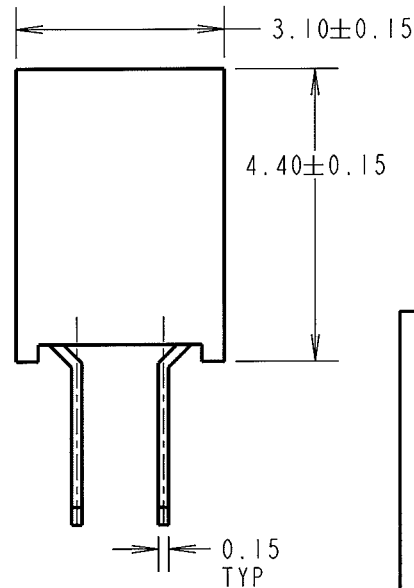
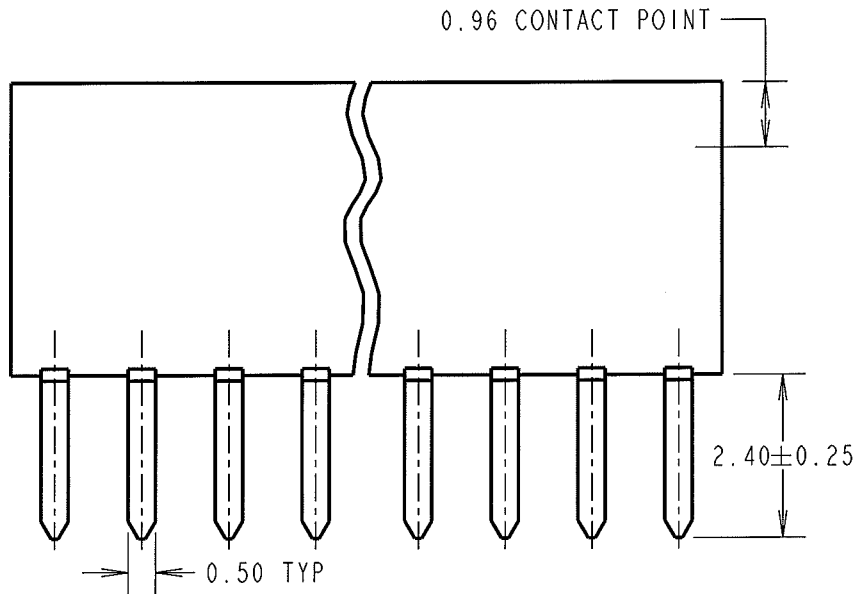


**SPECIFICATIONS:**

**MATERIAL:**  
 MOULDING = HIGH TEMP THERMOPLASTIC  
 UL94V-0, BLACK  
 CONTACT = PHOSPHOR BRONZE  
**FINISH:**  
 45 = GOLD OVER NICKEL  
**ELECTRICAL:**  
 CURRENT RATING = 1A  
 VOLTAGE PROOF = 500V AC/DC  
 CONTACT RESISTANCE = 30 MILLIOHMS MAX  
 INSULATION RESISTANCE = 5,000 MEGOHMS MIN  
**ENVIRONMENTAL:**  
 OPERATING TEMPERATURE = -55°C TO +105°C  
**PACKING:**  
 TUBE  
 FOR COMPLETE SPECIFICATION, SEE COMPONENT SPECIFICATION C029XX (LATEST ISSUE)

**NOTES:**

1. ALL TOLERANCES ARE ±0.20 UNLESS OTHERWISE STATED



ORDER CODE:  
**M50-300XX45**  
 No. OF WAYS PER ROW  
 03 TO 50  
 FINISH:  
 45 = GOLD

SF	10	21.07.08	10102
NAME	ISS.	DATE	C/NOTE
APPROVED: <i>[Signature]</i>			
CHECKED: <i>[Signature]</i>			
DRAWN: W. J. BOURNE			
CUSTOMER REF.:			
ASSEMBLY DRG:			

**HARWIN**

HARWIN USA TEL: 603 893 5376 FAX: 603 893 5396 mis@harwin.com	HARWIN Europe (UK) TEL: 023 9231 4545 FAX: 023 9231 4590 mis@harwin.co.uk	HARWIN Asia TEL: +65 6 779 4909 FAX: +65 6 779 3868 mis@harwin.com.sg
--	--	--

THIS DRAWING AND ANY INFORMATION OR DESCRIPTIVE MATTER SET OUT HEREON ARE CONFIDENTIAL AND COPYRIGHT PROPERTY OF THE HARWIN GROUP AND MUST NOT BE DISCLOSED, LOANED, COPIED OR USED FOR MANUFACTURING, TENDERING OR FOR ANY OTHER PURPOSE WITHOUT THEIR WRITTEN PERMISSION.

**TOLERANCES**  
~~X = ±1mm~~  
~~X.X = ±0.25mm~~  
~~X.XX = ±0.10mm~~  
~~X.XXX = ±0.01mm~~  
 ANGLES = ±5°  
 UNLESS STATED

**MATERIAL:**  
 SEE ABOVE  
**FINISH:**  
 SEE ABOVE  
**S/AREA:** mm<sup>2</sup>

**TITLE:**  
 1.27mm PITCH DIL  
 VERTICAL SOCKET ASSY  
**DRAWING NUMBER:**  
**M50-300XX45**  
 SHT 3 OF 3