


# 2.54mm Pitch Board to Board Connector

## HIF3H Series



### ■ Features

1. **Product Variation**  
Afford to connect the board to board horizontally or vertically.
2. **Compatibility**  
Achieve combination with other HIF3H series.

### ■ Applications

Computers, termination equipment, various kinds of electronic equipment, Office Automation machines and so on

### ■ Product Specifications

|        |   |   |  |
|--------|---|---|--|
| Rating | Current rating: 3A<br>Voltage rating: 300V AC | Operating Temperature Range: -55 to +85°C (Note 1)<br>Operating Humidity Range: 40 to 80% | Storage Temperature Range: -10 to +60°C (Note 2)<br>Operating Humidity Range: 40 to 70% (Note 2) |
|--------|---|---|--|

| Item                             | Specification                                       | Condition  |
|----------------------------------|---|--|
| 1. Insulation Resistance         | 1000M ohms  | 500V DC  |
| 2. Withstanding Voltage          | No flashover or insulation breakdown.               | 1000V AC/1 minute.   |
| 3. Contact Resistance            | 15m ohms max.                                       | Measured at 0.1A   |
| 4. Vibration                     | No electrical discontinuity of 1 $\mu$ s or more    | Frequency: 10 to 55 Hz, single amplitude of 0.75 mm, 2 hours in each of the 3 directions.                  |
| 5. Humidity (Steady state)       | Insulation resistance: 1000 ohms min.               | 96 hours at temperature of 40°C and humidity of 90% to 95%   |
| 6. Temperature Cycle             | No damage, cracks, or parts looseness.              | (-55°C: 30 minutes → 15 to 35°C: 5 minutes max. → 125°C: 30 minutes → 15 to 35°C: 5 minutes max.) 5 cycles |
| 7. Durability (Mating/un-mating) | Contact resistance: 15 m ohms max.                  | 500 cycles   |
| 8. Resistance to Soldering heat  | No deformation of components affecting performance. | Solder bath: 260°C for 10 seconds  |
|                                  |   | Manual soldering: 360°C for 5 seconds  |

Note 1: Includes temperature rise caused by current flow.

Note 2: The term "storage" refers to products stored for long period of time prior to mounting and use. Operating Temperature Range and Humidity range covers non conducting condition of installed connectors in storage, shipment or during transportation.

Note 3: Information contained in this catalog represents general requirements for this Series. Contact us for the drawings and specifications for a specific part number shown.

### ■ Material

| Parts              | Material                 | Finish                | Remarks |
|--------------------|--------------------------|-----------------------|---------|
| Insulator          | PBT                      | Black                 | UL94V-0 |
| Receptacle Contact | Phosphor bronze          | Selective gold plated | _____   |
|                    |                          |                       |         |
| Pin header         | Brass or phosphor bronze | Selective gold plated |         |

**HIF3H Series 2.54mm Pitch Board to Board Connector**

■ **Ordering Information**

● **Pin Header**

**HIF3H - \* P B - 2.54 DSA**  
 ①                      ②    ③    ④                      ⑤                      ⑥

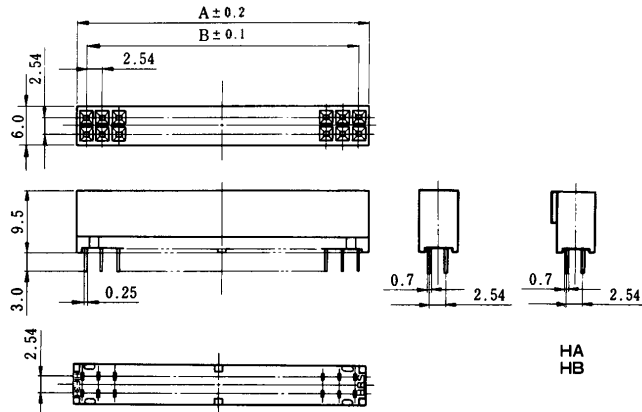

|                       |  |
|-----------------------|--|
| ① Series Name         | : HIF3H  |
| ② Number of contacts  | : 4, 6, 10, 12, 14, 16, 20, 24, 26,<br>30, 34, 40, 50, 60, 70, 130 |
| ③ P                   | : Pin header   |
| ④ Contact material A: | Phosphor bronze (DS: brass)<br>B: Brass                            |
| ⑤ Contact pitch       | : 2.54mm   |
| ⑥ Contact type        | DS : Right angle type<br>DSA : Straight type<br>W : Wrapping type  |

● **Socket**

**HIF3H A - \* D A - 2.54 DSA**  
 ①                      ②    ③    ④    ⑤                      ⑥                      ⑦

|                      |   |
|----------------------|---|
| ① Series Name        | : HIF3H   |
| ② No symbol          | : Standard<br>A : With mis-insertion preventive guide<br>B : Similarly, guide position center 1 point type for 50, 60 and 64 contacts |
| ③ Number of contacts | : 4, 6, 8, 10, 12, 14, 16, 18, 20, 24, 25,<br>26, 30, 34, 40, 50, 60, 64, 70, 130   |
| ④ Contact alignment: | D: double rows<br>S: single row   |
| ⑤ A                  | : Straight selective gold plated<br>B : Right angle selective gold plated   |
| ⑥ Contact pitch      | : 2.54mm  |
| ⑦ Contact type       | DS: Right angle type<br>DSA: Straight type  |

## ■Receptacle Straight Through hole Type

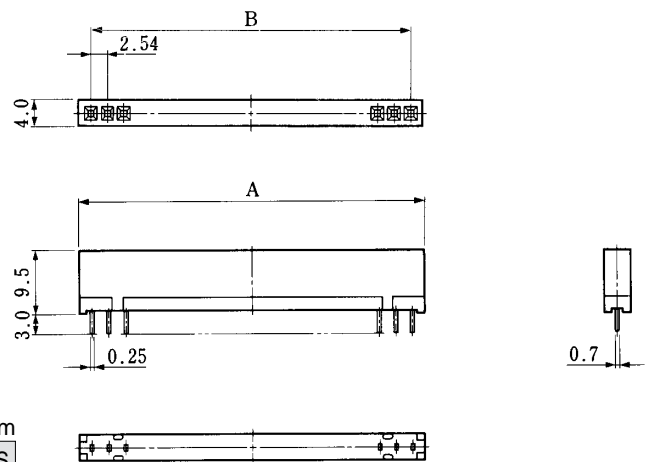


Unit:mm

| Part Number             | CL No.        | Number of Contacts | A     | B     | RoHS |
|-------------------------|---------------|--------------------|-------|-------|------|
| HIF3H - 6DA-2.54DSA(71) | 618-0139-8-71 | 6                  | 8.62  | 5.08  | YES  |
| HIF3H -10DA-2.54DSA(71) | 618-0101-5-71 | 10                 | 13.7  | 10.16 |      |
| HIF3HA-10DA-2.54DSA(71) | 618-0121-2-71 |                    |       |       |      |
| HIF3H -12DA-2.54DSA(71) | 618-0102-8-71 | 12                 | 16.24 | 12.7  |      |
| HIF3H -16DA-2.54DSA(71) | 618-0103-0-71 | 16                 | 21.32 | 17.78 |      |
| HIF3HA-16DA-2.54DSA(71) | 618-0123-8-71 |                    |       |       |      |
| HIF3H -18DA-2.54DSA(71) | 618-0111-9-71 | 18                 | 23.86 | 20.32 |      |
| HIF3H -20DA-2.54DSA(71) | 618-0104-3-71 | 20                 | 26.4  | 22.86 |      |
| HIF3HA-20DA-2.54DSA(71) | 618-0124-0-71 |                    |       |       |      |
| HIF3H -24DA-2.54DSA(71) | 618-0113-4-71 | 24                 | 31.46 | 27.94 |      |
| HIF3H -26DA-2.54DSA(71) | 618-0105-6-71 | 26                 | 34.02 | 30.48 |      |
| HIF3HA-26DA-2.54DSA(71) | 618-0125-3-71 |                    |       |       |      |

| Part Number             | CL No.        | Number of Contacts | A     | B     | RoHS |
|-------------------------|---------------|--------------------|-------|-------|------|
| HIF3H -30DA-2.54DSA(71) | 618-0106-9-71 | 30                 | 39.1  | 35.56 | YES  |
| HIF3HA-30DA-2.54DSA(71) | 618-0126-6-71 |                    |       |       |      |
| HIF3H -34DA-2.54DSA(71) | 618-0107-1-71 | 34                 | 44.18 | 40.64 |      |
| HIF3HA-34DA-2.54DSA(71) | 618-0127-9-71 |                    |       |       |      |
| HIF3H -40DA-2.54DSA(71) | 618-0108-4-71 | 40                 | 51.8  | 48.26 |      |
| HIF3HA-40DA-2.54DSA(71) | 618-0128-1-71 |                    |       |       |      |
| HIF3H -50DA-2.54DSA(71) | 618-0109-7-71 | 50                 | 64.5  | 60.96 |      |
| HIF3HA-50DA-2.54DSA(71) | 618-0129-4-71 |                    |       |       |      |
| HIF3HB-50DA-2.54DSA(71) | 618-0131-6-71 |                    |       |       |      |
| HIF3H -60DA-2.54DSA(71) | 618-0110-6-71 | 60                 | 77.2  | 73.66 |      |
| HIF3HA-60DA-2.54DSA(71) | 618-0130-3-71 |                    |       |       |      |
| HIF3HB-60DA-2.54DSA(71) | 618-0132-9-71 |                    |       |       |      |
| HIF3H -64DA-2.54DSA(71) | 618-0112-1-71 | 64                 | 82.28 | 78.74 |      |
| HIF3HA-64DA-2.54DSA(71) | 618-0134-4-71 |                    |       |       |      |
| HIF3HB-64DA-2.54DSA(71) | 618-0133-1-71 |                    |       |       |      |

## ■Receptacle Straight Through hole Type

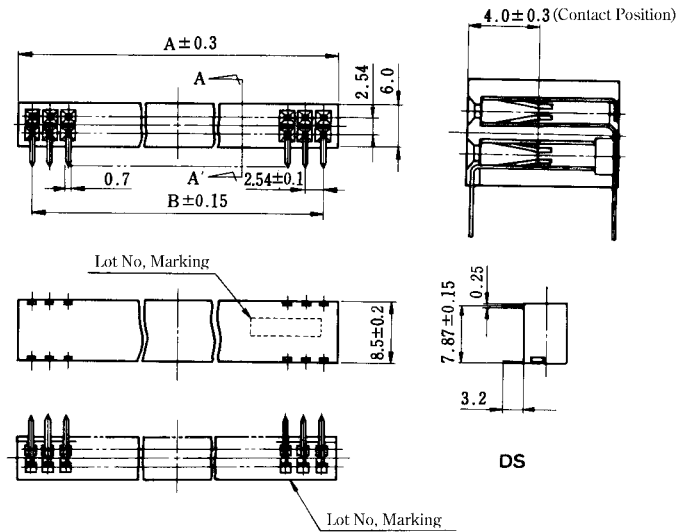


Unit:mm

| Part Number            | CL No.        | Number of Contacts | A     | B     | RoHS |
|------------------------|---------------|--------------------|-------|-------|------|
| HIF3H-6SA-2.54DSA(71)  | 562-0713-1-71 | 6                  | 16.24 | 12.7  | YES  |
| HIF3H-10SA-2.54DSA(71) | 562-0719-8-71 | 10                 | 26.4  | 22.86 |      |
| HIF3H-12SA-2.54DSA(71) | 562-0723-5-71 | 12                 | 31.48 | 27.94 |      |
| HIF3H-14SA-2.54DSA(71) | 562-0655-7-71 | 14                 | 36.56 | 33.02 |      |
| HIF3H-20SA-2.54DSA(71) | 562-0704-0-71 | 20                 | 51.8  | 48.26 |      |
| HIF3H-25SA-2.54DSA(71) | 562-0705-3-71 | 25                 | 64.5  | 60.96 |      |

HIF3H Series 2.54mm Pitch Board to Board Connector

## ■Receptacle Right Angle Through hole Type

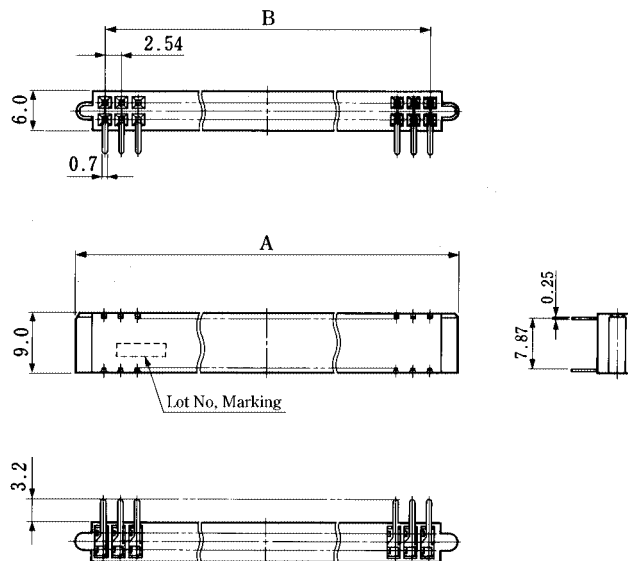


| Part Number           | CL No.        | Number of Contacts | A     | B     | RoHS |
|-----------------------|---------------|--------------------|-------|-------|------|
| HIF3H- 4DB-2.54DS(71) | 618-0150-0-71 | 4                  | 6.0   | 2.54  | YES  |
| HIF3H- 8DB-2.54DS(71) | 618-0153-9-71 | 8                  | 11.16 | 7.62  |      |
| HIF3H-10DB-2.54DS(71) | 618-0141-0-71 | 10                 | 13.7  | 10.16 |      |
| HIF3H-12DB-2.54DS(71) | 618-0152-6-71 | 12                 | 16.24 | 12.70 |      |
| HIF3H-14DB-2.54DS(71) | 618-0154-1-71 | 14                 | 18.78 | 15.24 |      |
| HIF3H-16DB-2.54DS(71) | 618-0142-2-71 | 16                 | 21.32 | 17.78 |      |

Unit:mm

| Part Number           | CL No.        | Number of Contacts | A     | B     | RoHS |
|-----------------------|---------------|--------------------|-------|-------|------|
| HIF3H-18DB-2.54DS(71) | 618-0165-8-71 | 18                 | 23.86 | 20.32 | YES  |
| HIF3H-20DB-2.54DS(71) | 618-0143-5-71 | 20                 | 26.4  | 22.86 |      |
| HIF3H-24DB-2.54DS(71) | 618-0216-7-71 | 24                 | 31.48 | 27.94 |      |
| HIF3H-26DB-2.54DS(71) | 618-0144-8-71 | 26                 | 34.02 | 30.48 |      |
| HIF3H-30DB-2.54DS(71) | 618-0145-0-71 | 30                 | 39.1  | 35.56 |      |
| HIF3H-34DB-2.54DS(71) | 618-0146-3-71 | 34                 | 44.18 | 40.64 |      |
| HIF3H-40DB-2.54DS(71) | 618-0147-6-71 | 40                 | 51.8  | 48.26 |      |
| HIF3H-50DB-2.54DS(71) | 618-0148-9-71 | 50                 | 64.5  | 60.96 |      |
| HIF3H-60DB-2.54DS(71) | 618-0149-1-71 | 60                 | 77.2  | 73.66 |      |

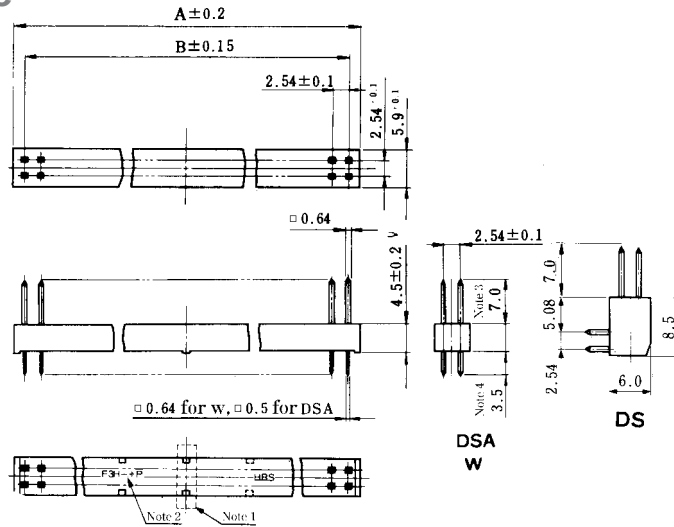
## ■Receptacle Right Angle Through hole Type 70 - 130 contacts



Unit:mm

| Part Number            | CL No.        | Number of Contacts | A    | B      | RoHS |
|------------------------|---------------|--------------------|------|--------|------|
| HIF3H- 70DB-2.54DS(71) | 618-0155-4-71 | 70                 | 94.8 | 86.36  | YES  |
| HIF3H-130DB-2.54DS(71) | 618-0151-3-71 | 130                | 171  | 162.56 |      |

## Pin Header Through hole Type



Unit:mm

| Part Number            | CL No.        | Number of Contacts | A     | B     | RoHS |
|------------------------|---------------|--------------------|-------|-------|------|
| HIF3H- 4PA-2.54DS(71)  | 618-0073-1-71 | 4                  | 6     | 2.54  | YES  |
| HIF3H- 6PB-2.54DSA(71) | 618-0215-4-71 | 6                  | 8.62  | 5.08  |      |
| HIF3H-10PB-2.54DSA(71) | 618-0201-0-71 | 10                 | 13.7  | 10.16 |      |
| HIF3H-10P -2.54W       | 618-0185-5    |                    |       |       |      |
| HIF3H-12PB-2.54DSA(71) | 618-0202-2-71 | 12                 | 16.24 | 12.7  |      |
| HIF3H-14PB-2.54DSA(71) | 618-0213-9-71 | 14                 | 18.78 | 15.24 |      |
| HIF3H-16PB-2.54DSA(71) | 618-0203-5-71 | 16                 | 21.3  | 17.78 |      |
| HIF3H-16PA-2.54DS(71)  | 618-0065-3-71 |                    |       |       |      |
| HIF3H-20PB-2.54DSA(71) | 618-0204-8-71 | 20                 | 26.4  | 22.86 |      |
| HIF3H-20P -2.54W       | 618-0183-0    |                    |       |       |      |
| HIF3H-24PB-2.54DSA(71) | 618-0205-0-71 | 24                 | 31.46 | 27.94 |      |
| HIF3H-24PA-2.54DS(71)  | 618-0067-9-71 |                    |       |       |      |
| HIF3H-26PB-2.54DSA(71) | 618-0206-3-71 | 26                 | 34.02 | 30.48 |      |
| HIF3H-26P -2.54W       | 618-0184-2    |                    |       |       |      |

| Part Number            | CL No.        | Number of Contacts | A     | B     | RoHS |
|------------------------|---------------|--------------------|-------|-------|------|
| HIF3H-30PB-2.54DSA(71) | 618-0207-6-71 | 30                 | 39.1  | 35.56 | YES  |
| HIF3H-30P -2.54W       | 618-0186-8    |                    |       |       |      |
| HIF3H-34PB-2.54DSA(71) | 618-0208-9-71 | 34                 | 44.18 | 40.64 |      |
| HIF3H-34P -2.54W       | 618-0181-4    |                    |       |       |      |
| HIF3H-40PB-2.54DSA(71) | 618-0209-1-71 | 40                 | 51.8  | 48.26 |      |
| HIF3H-40P -2.54W       | 618-0182-7    |                    |       |       |      |
| HIF3H-50PB-2.54DSA(71) | 618-0210-0-71 | 50                 | 64.5  | 60.96 |      |
| HIF3H-60PB-2.54DSA(71) | 618-0211-3-71 |                    |       |       |      |
| HIF3H-60P -2.54W       | 618-0187-0    | 60                 | 77.2  | 73.66 |      |

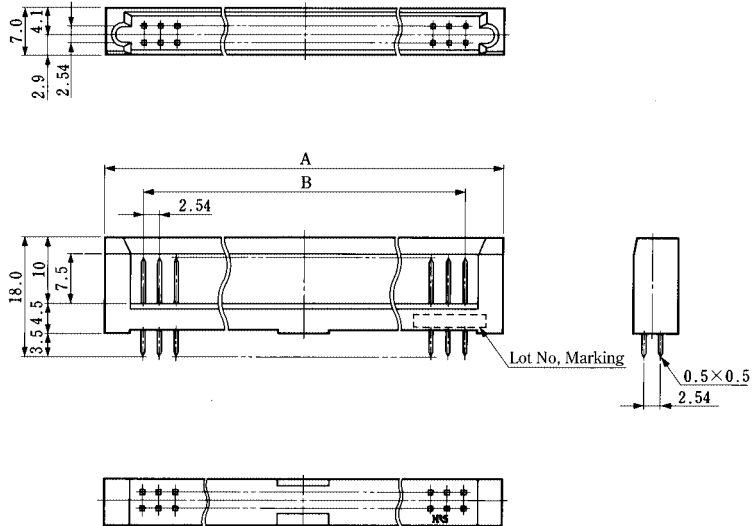
Note 1: The stitch line area is divided in two for 50 and 60 contacts.

Note 2: \*indicates the number of contacts.

Note 3: Wrapping is 6.0.

Note 4: Wrapping is 16.0.

## Pin Header Through hole Type 70 · 130 contacts



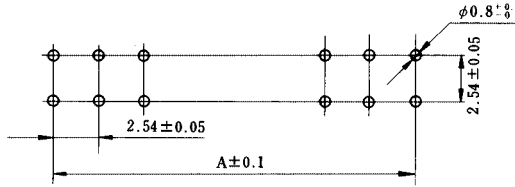
Unit:mm

| Part Number             | CL No.        | Number of Contacts | A    | B      | RoHS |
|-------------------------|---------------|--------------------|------|--------|------|
| HIF3H- 70PB-2.54DSA(71) | 618-0214-1-71 | 70                 | 97.8 | 86.36  | YES  |
| HIF3H-130PB-2.54DSA(71) | 618-0212-6-71 | 130                | 174  | 162.56 |      |

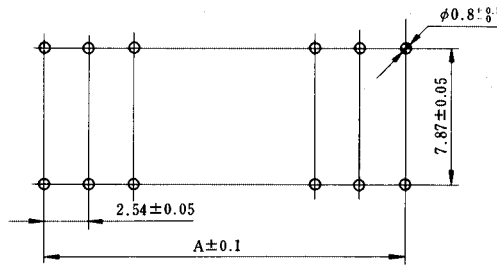
Hirose Series 2.54mm Pitch Board to Board Connector

## ◆PCB mounting pattern

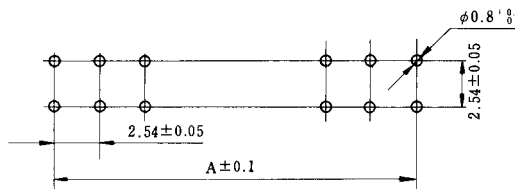
### ●Pin Header Straight and Right Angle Type



### ●Receptacle Right Angle Type



### ●Receptacle Straight Type



Size A List

| Number of Contacts | A      |
|--------------------|--------|
| 4                  | 2.54   |
| 6                  | 5.08   |
| 8                  | 7.62   |
| 10                 | 10.16  |
| 12                 | 12.7   |
| 14                 | 15.24  |
| 16                 | 17.78  |
| 18                 | 20.32  |
| 20                 | 22.86  |
| 24                 | 27.94  |
| 26                 | 30.48  |
| 30                 | 35.56  |
| 34                 | 40.64  |
| 40                 | 48.26  |
| 50                 | 60.96  |
| 60                 | 73.66  |
| 64                 | 78.74  |
| 70                 | 86.36  |
| 130                | 162.56 |