




(2,54mm) .100"

IPT1, IPS1 SERIES

IPS1-115-01-L-D-VS



IPS1-120-01-L-D-RA

IPT1-110-01-L-D

SHROUDED POWER CONNECTOR SET

SPECIFICATIONS

For complete specifications see www.samtec.com?IPT1 or www.samtec.com?IPS1

Insulator Material: Black LCP

Contact Material: Phosphor Bronze



Plating: Sn or Au over 50µ" (1,27µm) Ni

Operating Temp Range: -55°C to +105°C with Tin; -55°C to +125°C with Gold

Insertion Depth: (3,81mm) .150" to (6,48mm) .255"

Wiping Distance: (0,38mm) .015"

Insertion Force (SMT): 3.0oz (0,83N) avg.

Withdrawal Force (SMT): 2.6oz (0,72N) avg.

Insertion Force (T/H): 6.0oz (1,67N) avg.

Withdrawal Force (T/H): 5.0oz (1,39N) avg.

Voltage Rating: 550 VAC/777 VDC

RoHS Compliant: Yes

Current Rating: See table below

Processing: Lead-Free Solderable: Yes

SMT Lead Coplanarity: (0,13mm) .005" max (05-10)

(0,15mm) .006" max (15-25)

Application Specific Option: Latching feature and No. 1 position polarized available. Call Samtec.

Note: Other Gold plating options available. Contact Samtec.

Note: Some sizes, styles and options are non-standard, non-returnable.

Image: Tiger Buy Contact logo

Image: Ruggedized by Samtec logo

Image: Tiger Buy Contact logo

Image: Ruggedized by Samtec logo

Image: Tiger Buy Contact logo

Image: Ruggedized by Samtec logo

Image: Tiger Buy Contact logo

Image: Ruggedized by Samtec logo

Image: Tiger Buy Contact logo

Image: Ruggedized by Samtec logo

Image: Tiger Buy Contact logo

Image: Ruggedized by Samtec logo

Image: Tiger Buy Contact logo

Image: Ruggedized by Samtec logo

Image: Tiger Buy Contact logo

Image: Ruggedized by Samtec logo

Image: Tiger Buy Contact logo

Image: Ruggedized by Samtec logo

Image: Tiger Buy Contact logo

Image: Ruggedized by Samtec logo

Image: Tiger Buy Contact logo

Image: Ruggedized by Samtec logo

Image: Tiger Buy Contact logo

Image: Ruggedized by Samtec logo

Image: Tiger Buy Contact logo

Image: Ruggedized by Samtec logo

Image: Tiger Buy Contact logo

Image: Ruggedized by Samtec logo

Image: Tiger Buy Contact logo

Image: Ruggedized by Samtec logo

Image: Tiger Buy Contact logo

Image: Ruggedized by Samtec logo

Image: Tiger Buy Contact logo

Image: Ruggedized by Samtec logo

Image: Tiger Buy Contact logo

Image: Ruggedized by Samtec logo

Image: Tiger Buy Contact logo

Image: Ruggedized by Samtec logo

Image: Tiger Buy Contact logo

Image: Ruggedized by Samtec logo

Image: Tiger Buy Contact logo

Image: Ruggedized by Samtec logo

Image: Tiger Buy Contact logo

Image: Ruggedized by Samtec logo



Mates with: IPS1

05, 10, 15, 20, 25
(Call Samtec for other sizes)

Specify LEAD STYLE from chart

-L
= 10µ" (0,25µm)
Gold on contact,
Matte Tin on tail

Requires -01
Lead Style
(Leave blank for
Through-Hole)

-RA
= Right Angle
-VS
= Surface Mount


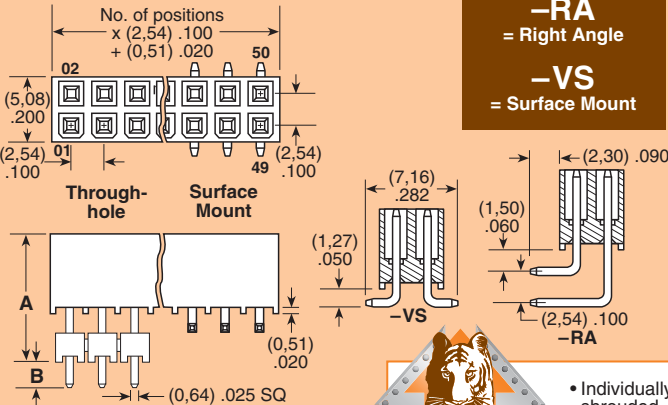
-A
= Alignment Pin
(-VS only)
(N/A with -LC)

-LC
= Locking Clip
(Manual
placement
required)
(-VS only)
(N/A with -A)

-K
= (6,00mm)
.236" DIA
Polyimide film
Pick & Place Pad
(-VS only)

-TR
= Tape & Reel
Packaging
(-VS only)

LEAD STYLE	MATED HEIGHT	A	B
-01	(11,05) 435	(5,84) 230	(2,16) .085
-01-VS	(13,59) 535	(6,35) 250	N/A
-02	(14,00) 551	(9,30) 366	(2,64) .104
-03	(16,00) 630	(11,30) 445	(2,16) .085
-04	(17,00) 669	(12,30) 484	(2,69) .106
-05	(19,00) 748	(14,30) 563	(2,46) .097
-06	(20,00) 787	(15,30) 602	(2,35) .093
-07	(25,00) 984	(20,30) 799	(2,31) .091
-08	(30,00) 1181	(25,30) 996	(2,39) .094
-09	(35,00) 1378	(30,30) 1193	(2,46) .097



- Individually shrouded contacts
- Locking clip option



Mates with: IPT1

05, 10, 15, 20, 25
(Call Samtec for other sizes)

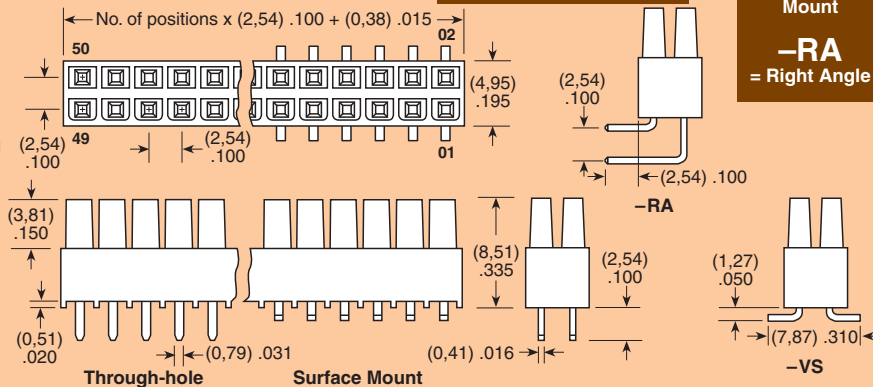
-L
= 10µ" (0,25µm)
Gold on contact,
Matte Tin on tail

Leave blank for
Through-hole
-VS
= Surface Mount
-RA
= Right Angle

-LC
= Locking Clip
(Manual
placement
required)
(-VS only)

-K
= (5,50mm) .217"
DIA Polyimide
film Pick &
Place Pad
(-VS only)

-TR
= Tape & Reel
Packaging



Due to technical progress, all designs, specifications and components are subject to change without notice.

WWW.SAMTEC.COM