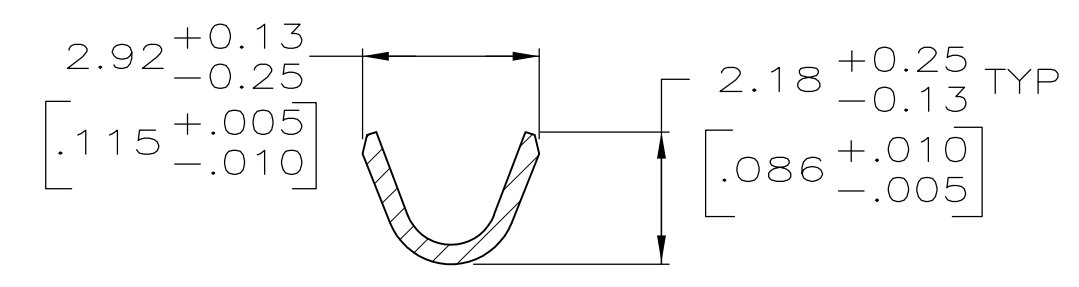
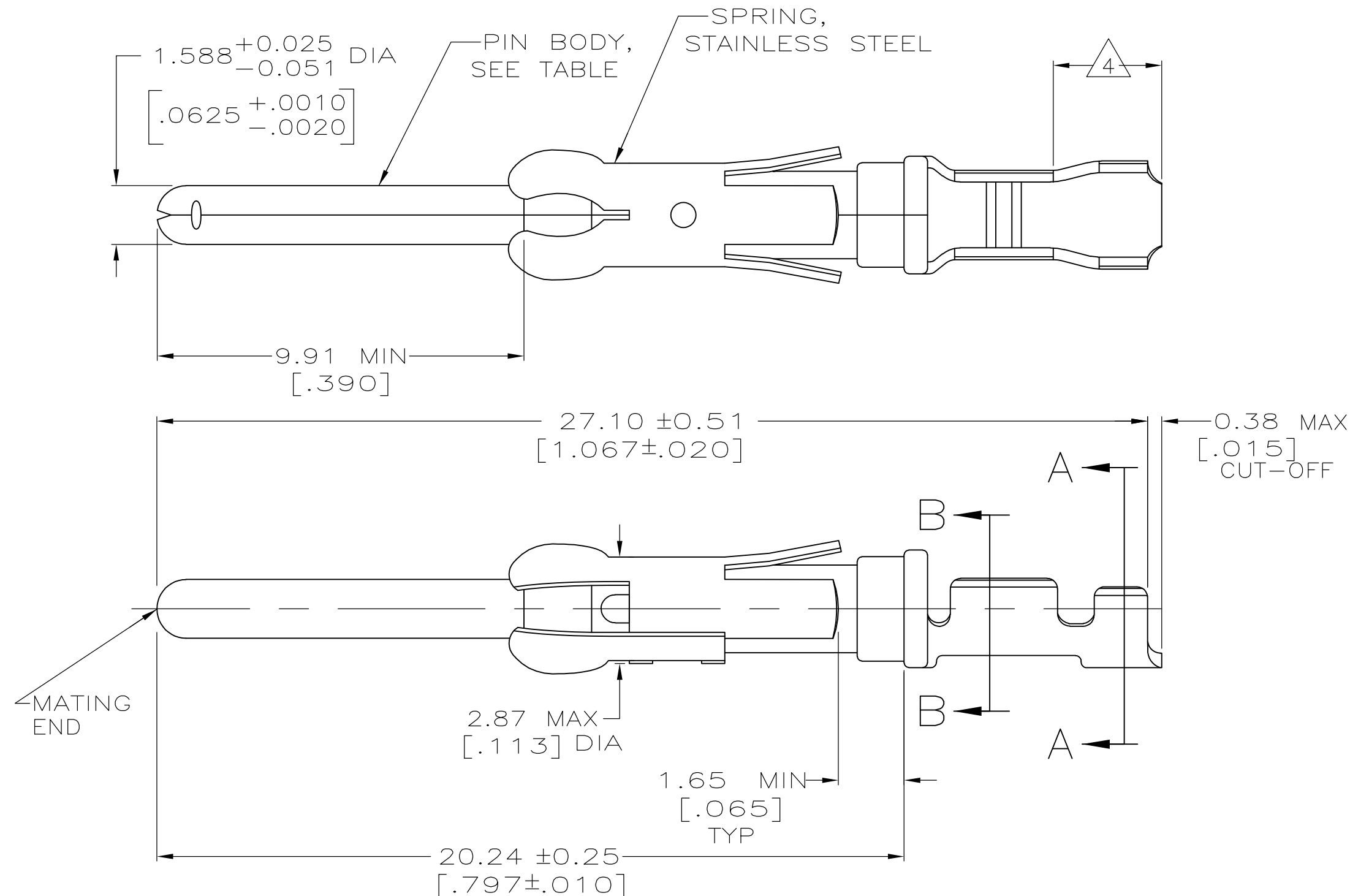
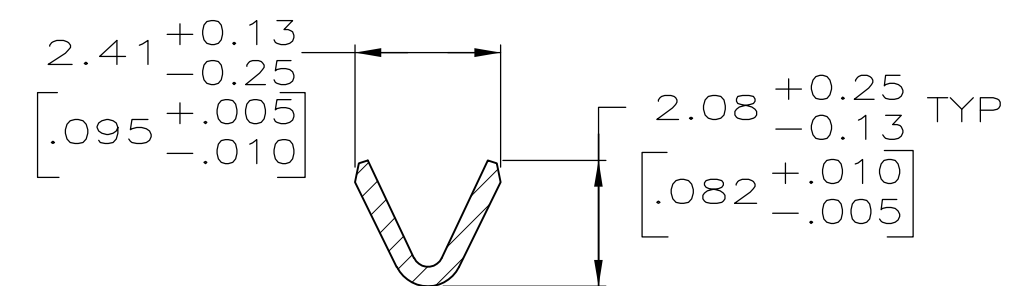


THIS DRAWING IS UNPUBLISHED. RELEASED FOR PUBLICATION
 © COPYRIGHT - By - ALL RIGHTS RESERVED.

LOC	DIST	REVISIONS			
P	LTR	DESCRIPTION	DATE	DWN	APVD
FT	47	H	REVISED PER ECO-12-012316	05JUL12	KH MZ



SECTION A-A



SECTION B-B

- 1 0.76µm [.000030] MIN PRECIOUS METAL PLATE ON MATING END FOR A LENGTH OF 5.08 [.200] MIN WITH 1.27µm [.000050] MIN MATTE TIN PLATE IN WIRE CRIMP AREA, BOTH OVER 1.27µm [.000050] MIN NICKEL PLATE. CONFORMS TO THE REQUIREMENTS OF TYCO ELECTRONICS PRODUCT SPEC 108-10042, BASED ON EIA/ECA-364-1000.01 (CONTROLLED ENVIRONMENT APPLICATIONS),
- 2 0.76µm [.000030] MIN PRECIOUS METAL PLATE ON MATING END FOR A LENGTH OF 5.08 [.200] MIN WITH A UNIFORM GRADIENT TO 0.25µm [.000010] MIN ON REMAINDER, OVER 1.27µm [.000050] MIN NICKEL PLATE. GOLD FLASH ALL OVER. CONFORMS TO THE REQUIREMENTS OF TYCO ELECTRONICS PRODUCT SPEC 108-10042, BASED ON EIA/ECA-364-1000.01 (CONTROLLED ENVIRONMENT APPLICATIONS).
- 3 0.38µm [.000015] MIN GOLD PER MIL-G-45204 ON MATING END FOR A LENGTH OF 5.08 [.200] MIN 1.27µm [.000050] MIN MATTE TIN PLATE IN WIRE CRIMP AREA, BOTH OVER 1.27µm [.000050] MIN NICKEL PER QQ-N-290.
- 4 GOLD PLATING NOT REQUIRED IN THIS AREA.
- 5 1.27µm [.000050] MIN GOLD PER MIL-G-45204 ON MATING END FOR A LENGTH OF 5.08 [.200] MIN WITH GOLD FLASH ON THE REMAINDER OVER 1.90µm [.000075] MIN NICKEL PER QQ-N-290.
- 6 1.27 µm [.000050] MIN TIN-LEAD PER MIL-T-10727 OVER 1.27 µm [.000050] MIN NICKEL PER QQ-N-290.
- 7 WIRE RANGE 24-20 AWG.
- 8 INSULATION RANGE 1.02[.040]-2.03[.080] DIA.
- 9 0.38 µm [.000015] MIN GOLD PER MIL-G-45204 ON MATING END FOR A LENGTH OF 5.08 [.200] MIN, 1.27µm [.000050] MIN TIN-LEAD PER MIL-T-10727 FOR A LENGTH OF 5.69 [.224] MIN ON OPPOSITE END, BOTH OVER 1.27µm [.000050] MIN NICKEL PER QQ-N-290 ON ENTIRE CONTACT.
- 10 1.27µm [.000050] MIN TIN PER MIL-T-10727 OVER 1.27µm [.000050] MIN NICKEL PER QQ-N-290.

SMALL PACK	10	BRASS	2-66102-5	1-66103-9
STANDARD	10	BRASS	2-66102-5	1-66103-8
SMALL PACK	1	BRASS	66102-4	1-66103-7
SMALL PACK	3	BRASS	66102-3	1-66103-6
SMALL PACK	6	BRASS	66102-2	1-66103-5
SMALL PACK	2	BRASS	66102-1	1-66103-4
OBSOLETE	9	BRASS	2-66102-3	1-66103-3
OBSOLETE	1	PHOSPHOR BRONZE	2-66102-2	1-66103-2
OBSOLETE	6	PHOSPHOR BRONZE	2-66102-1	1-66103-1
STANDARD	1	BRASS	66102-4	66103-4
STANDARD	3	BRASS	66102-3	66103-3
STANDARD	6	BRASS	66102-2	66103-2
STANDARD	2	BRASS	66102-1	66103-1
PACKAGING TYPE	BODY FINISH	BODY MATERIAL	STRIP P/N REF	PART NO

THIS DRAWING IS A CONTROLLED DOCUMENT.

DIMENSIONS: MM [INCHES]	TOLERANCES UNLESS OTHERWISE SPECIFIED:	DWN L.SIPE 06/01/92	TE Connectivity PIN ASSEMBLY, LOOSE PIECE, TYPE III+
	0 PLC ± -	CHK W.LENKER 6-11-92	
	1 PLC ± -	APVD G.STEINHAUER 7-7-92	
	2 PLC ± 0.13 [.005]	PRODUCT SPEC	
MATERIAL SEE CALLOUTS	FINISH SEE CALLOUTS	APPLICATION SPEC	RESTRICTED TO
CUSTOMER DRAWING		WEIGHT -	SCALE 8:1 SHEET 1 OF 1 REV H

SIZE A2 CAGE CODE 00779 DRAWING NO C=66103