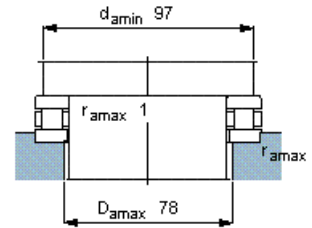
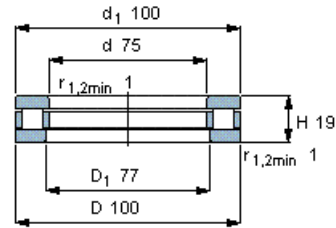


# Cylindrical roller thrust bearings, complete bearings / roller and cage thrust assemblies

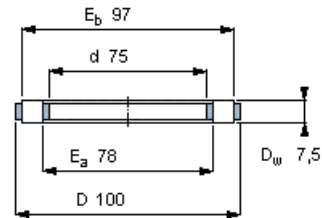


Principal dimensions			Basic load ratings		Fatigue	Minimum	Speed ratings		Mass	Designations	
d	D	H	dynamic	static	load limit	load factor	Reference speed	Limiting speed		Complete bearing	Roller and cage thrust assembly
mm			C	C <sub>0</sub>	P <sub>u</sub>	A	r/min		kg	-	
75	100	19	83	335	34	0,0067	1600	3200	0,39	81115 TN	K 81115 TN

### Complete bearing



### Roller and cage thrust assembly



K 81115 TN  
Mass kg 0,11

### Appropriate components

Shaft washer  
WS 81115

Housing washer  
GS 81115

Raceway washer  
LS 75100

