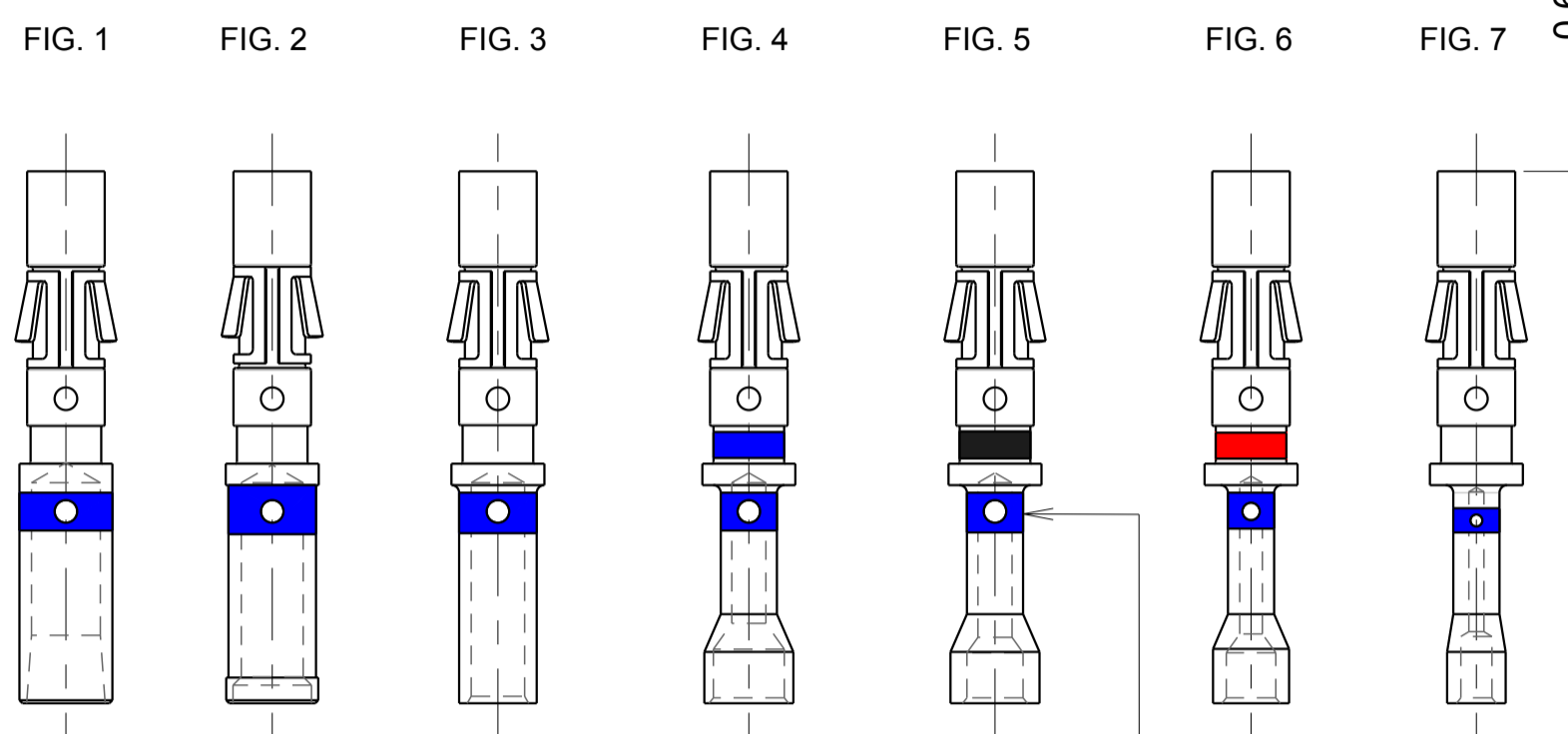


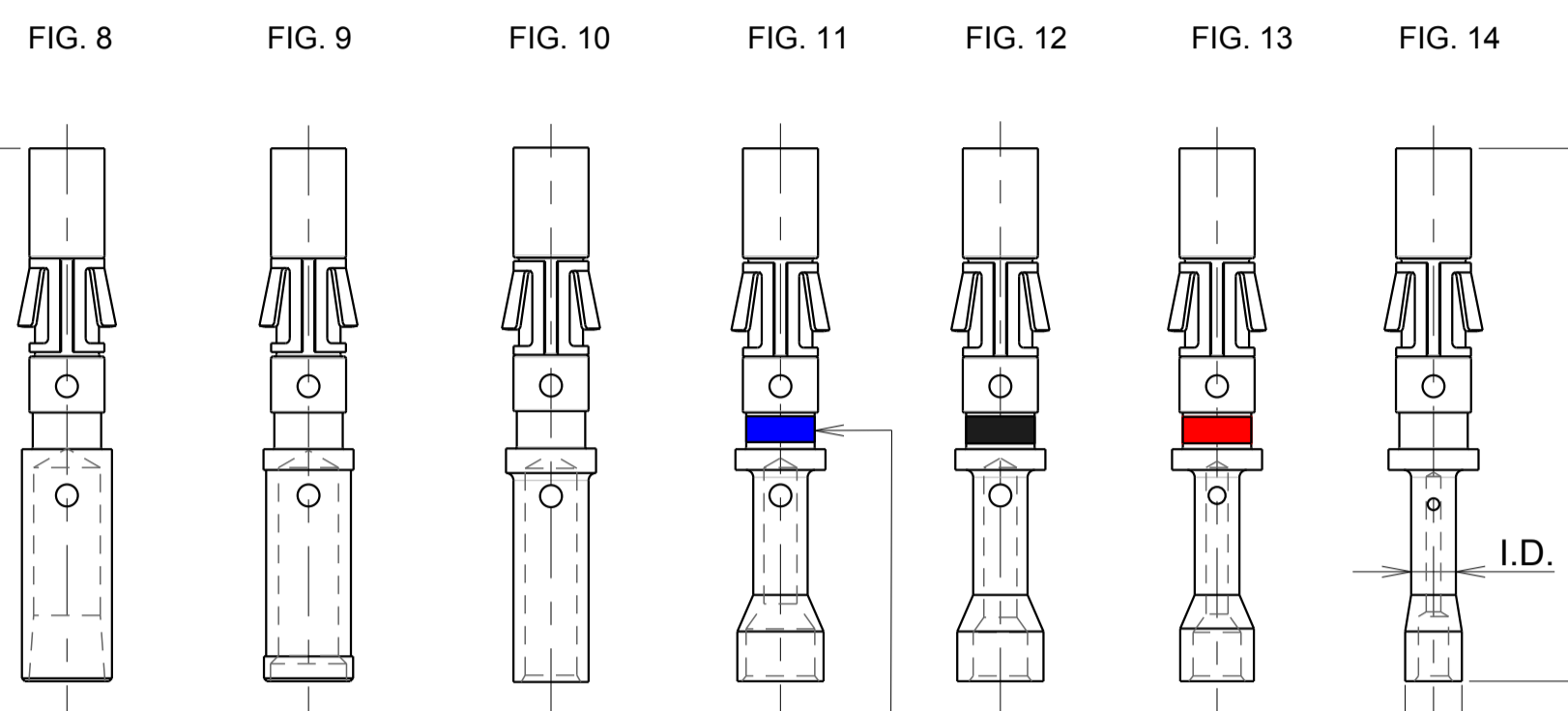
FEMALE CRIMP CONTACTS

FEMALE SHORTER CRIMP CONTACT (GE7)



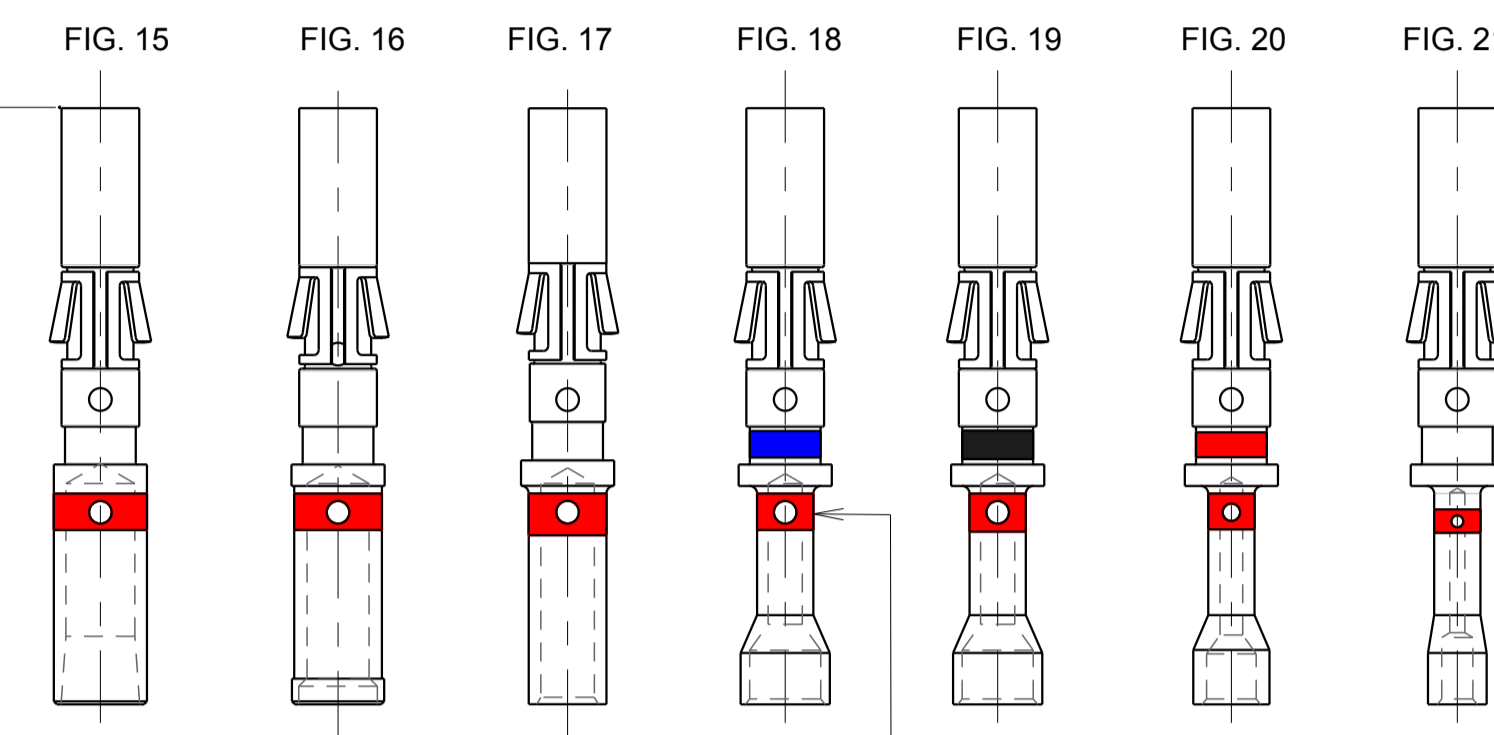
LM/FB COLOUR MARKING (SEE TABLE)
(see note3)

FEMALE CRIMP CONTACT (Standard)



AWG COLOUR MARKING (SEE TABLE)
(see note 3)

FEMALE GROUNDING CRIMP CONTACT (GE1)



FMLB COLOUR MARKING (SEE TABLE)
(see note3)

* Plating identification

PART NUMBER	FIG.	COLOUR CODE SEE NOTE 3	WIRE SIZE		INSUL. DIA. MAX.	WIRE DIA. MAX	WIRE STRIP LENGTH	I.D.	O.D.	HAND CRIMP TOOLING				EXTRACTION TOOL
			AWG	MM ²						Hexagonal Crimp		8 indents Crimp		
										SHANDLES	Tool head	Locator	Selector	
RC14M30*	8	---	16 - 14	1,5 - 2,5	3,2	2,3	7,1	3,08	---	S16RCM14	/	TP1142	3	RX2025GE1
RC14M30GE7*	1	--- + BLUE										UH2 - 5	3	
RC14M30GE1*	15	--- + RED										UH2 - 5	3	
RC14M50*	9	---	16 - 14	1,5 - 2,5	3,2	2,05	7,1	2,9	3,05	S16RCM1450	/	TP1142	3	RX2025GE1
RC14M50GE7*	2	--- + BLUE										UH2 - 5	3	
RC14M50GE1*	16	--- + RED										UH2 - 5	3	
RC16M23*	10	---	20 - 16	0,50 - 1,50	3,2	1,80	7,1	2,55	---	S16RCM16	/	MH86164G	6 / 8	RX2025GE1
RC16M23GE7*	3	--- + BLUE										MH86186		
RC16M23GE1*	17	--- + RED										MH86186		
RC20M12*	11	BLUE	22 - 20	0,32 - 0,50	2,2	1,15	4,8	1,83	2,92	S16RCM20	/	MH86164G	5 / 7	RX2025GE1
RC20M12GE7*	4	BLUE + BLUE										MH86186		
RC20M12GE1*	18	BLUE + RED										MH86186		
RC20M13*	12	BLACK	22 - 20	0,32 - 0,50	1,8	1,15	4,8	1,83	2,92	S16RCM20	/	MH86164G	5 / 7	RX2025GE1
RC20M13GE7*	5	BLACK + BLUE										MH86186		
RC20M13GE1*	19	BLACK + RED										MH86186		
RC24M9*	13	RED	26 - 24	0,12 - 0,25	1,6	0,80	4,8	1,50	2,55	S16RCM20	/	MH86164G	5 / 6	RX2025GE1
RC24M9GE7*	6	RED + BLUE										MH86186		
RC24M9GE1*	20	RED + RED										MH86186		
RC28M1*	14	---	30 - 28	0,05 - 0,08	1,0	0,55	4,8	1,50	1,90	S16RCM20	/	MH86164G	4 / 6	RX2025GE1
RC28M1GE7*	7	--- + BLUE										MH86186		
RC28M1GE1*	21	--- + RED										MH86186		

PERFORMANCE CHARACTERISTICS :

Current rating : 13 AMP
 Contact resistance : 3m Ohm
 Operating voltage : 750 V RMS
 Contact retention in body : 110 N Mini.
 Individual insertion force : 3,5 N Maxi
 Individual withdrawal force : 0,55 N Mini

MATERIAL

Contact body : Brass
 Retaining spring : Beryllium copper not plated
 Inner contact spring : Beryllium copper
 * Plating : J = Gold Flash over Nickel
 K = 0,4µ Gold over Nickel
 N = 0,75µ Gold over Nickel
 L = 1,10µ Gold over Nickel
 M = 1,75µ Gold over Nickel
 T = 3 - 5µ Tin over Nickel
 D70 = Gold Flash over Nickel
 D28 = 0,75µ Gold over Nickel

NOTES

- Contacts suitable for : SMS QIKMATE - MSG - MB - MBG
MSM - UTO - UTS - UTG - UTP
- Packaging : RC---M--* : 50 pcs Bulk packaging
RC--M--E25* : 25 pcs Bulk packaging
RC--M---*1000 : 1000 pcs Bulk packaging
- Marking : No colour marking for D70 and D28 protection
- Female contact accept Dia. 1,6 mm male contacts

CUSTOMER DRAWING

b		RM20M13GE1* becomes RC20M13GE1*	
ISS	DATE	Latest modification - by:	MOREAU F.
Designed by:	M.BUEDES	Date:	17/04/92
TITLE		TRIM-TRIO SOCKET CRIMP CONTACT SIZE 16	
Scale		4/1	
General linear Tolerances:		± 0.2	
NPRDS / PROJECT		RM	
SOURIAU		WWW.SOURIAU.COM	
FORMAT		SOURIAU DRG N°	
A1		BSC201448001	
SHEET		1 / 1	