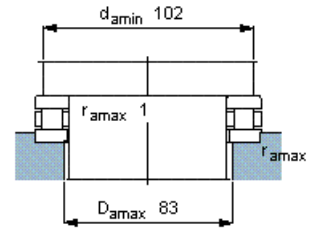
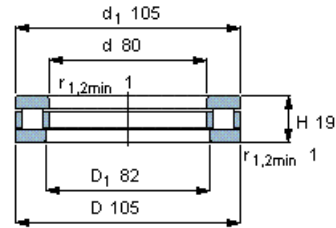


# Cylindrical roller thrust bearings, complete bearings / roller and cage thrust assemblies

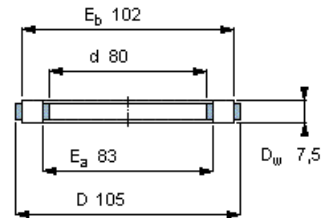


Principal dimensions			Basic load ratings		Fatigue	Minimum	Speed ratings		Mass	Designations	
d	D	H	dynamic	static	load limit	load factor	Reference speed	Limiting speed		Complete bearing	Roller and cage thrust assembly
mm			C	C <sub>0</sub>	P <sub>u</sub>	A	r/min		kg	-	
80	105	19	81,5	335	34	0,0072	1500	3000	0,40	81116 TN	K 81116 TN

### Complete bearing



### Roller and cage thrust assembly



K 81116 TN  
Mass kg 0,10

### Appropriate components

Shaft washer  
WS 81116

Housing washer  
GS 81116

Raceway washer  
LS 80105

