

FIBOX

EURONORD

PC
ABS
ALUMINIUM
POLYESTER



FIBOX EURONORD ALUMINIUM















FIBOX EURONORD POLYESTER

The FIBOX EURONORD range of enclosures is specifically designed for housing DIN-rail mounted terminal blocks. Additionally, these enclosures are excellent for packaging sensors for process control applications. FIBOX EURONORD enclosures are available moulded from polycarbonate, ABS or polyester (GRP). FIBOX EURONORD enclosures are also available in cast aluminium. The enclosures are rated EN 60529 IP 66/67.

FIBOX EURONORD II

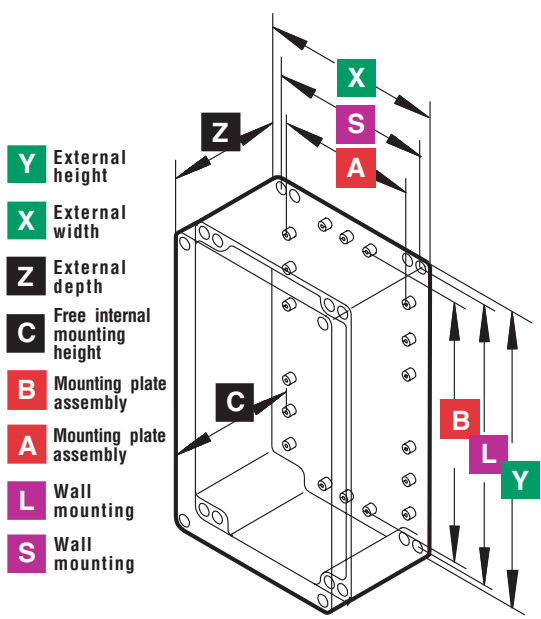
FIBOX EURONORD

FIBOX EURONORD II PC: IP66 / IP67, IK 08/IK 07 ABS: IP66 / IP67, IK 07	Z x C	GREY COVER AND TRANSPARENT COVER		FIBOX EURONORD II PC: IP66 / IP67, IK 08/IK 07 ABS: IP66 / IP67, IK 07	Z x C	GREY COVER AND TRANSPARENT COVER	
	B x A	ORDER SYMBOL			B x A	ORDER SYMBOL	
	L x S mm				L x S mm		
050504 Y x X 52 mm 50 mm 	Z / C 40 x 30 B 16.4 L x S 40 x 38	PC 050504 AB 050504		121207 Y x X 122 mm 120 mm 	Z / C 65 x 54 B x A 98 x 83.5 L x S 110 x 90	PCT 121207 PC 121207 AB 121207	
050705 Y x X 65 mm 50 mm 	Z / C 45 x 35 B 38 L x S 53 x 38	PCT 050705 PC 050705 AB 050705		121210 Y x X 122 mm 120 mm 	Z / C 95 x 84 B x A 98 x 83.5 L x S 110 x 90	PCT 121210 PC 121210 AB 121210	
080807 Y x X 82 mm 80 mm 	Z / C 65 x 53.5 B x A 58 x 43.5 L x S 70 x 50	PCT 080807 PC 080807 AB 080807		121609 Y x X 160 mm 120 mm 	Z / C 90 x 78 B x A 90.5 x 120 L x S 148 x 88	PCT 121609 PC 121609 AB 121609	
081206 Y x X 120 mm 80 mm 	Z / C 55 x 42 B x A 81.5 x 58.0 L x S 108 x 50	PCT 081206 PC 081206 AB 081206		122008 Y x X 200 mm 120 mm 	Z / C 75 x 62 B x A 160.5 x 90.5 L x S 188 x 89	PCT 122008 PC 122008 AB 122008	
081607 Y x X 160 mm 80 mm 	Z / C 65 x 54 B x A 121.5 x 58 L x S 148 x 50	PCT 081607 PC 081607 AB 081607		152008 Y x X 201 mm 151 mm 	Z / C 80 x 68.5 B x A 160 x 118 L x S 189 x 118	PCT 152008 PC 152008 AB 152008	
081610 Y x X 160 mm 80 mm 	Z / C 95 x 84 B x A 121.5 x 58 L x S 148 x 50	PCT 081610 PC 081610 AB 081610		162509 Y x X 250 mm 160 mm 	Z / C 90 x 78 B x A 201.5 x 138.5 L x S 238 x 130	PCT 162509 PC 162509 AB 162509	

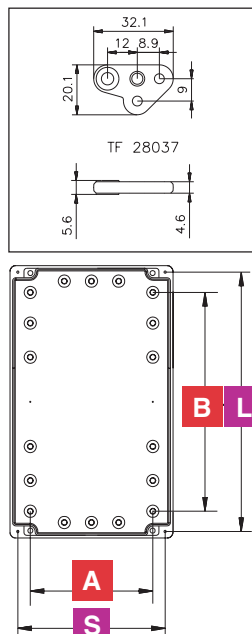
External height **Y** External width **X** External depth **Z** Free internal mounting height **C** Mounting plate assembly **B** x **A** Wall mounting **L** x **S**

Including: Enclosure body, cover with PUR gasket, cover screws, and mounting screws. T= smoked transparent cover G= grey cover

FIBOX EURONORD II

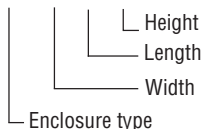


TF 28037 fastening lug measures






SYMBOLS AND ABBREVIATIONS

PCT 05 07 05

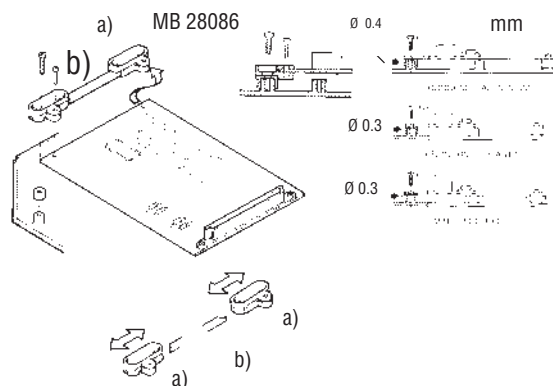


- PCT polycarbonate with transparent cover
- PC polycarbonate with grey cover
- AB ABS plastic
- Al Aluminium
- P polyester / fibreglass (GRP)

FIBOX EURONORD II PC: IP66 / IP67, IK 08/IK 07 ABS: IP66 / IP67, IK 07	Z x C	GREY COVER AND TRANSPARENT COVER	
	B x A	ORDER SYMBOL	
	L x S mm		
162513 Y x X 250 mm 160 mm 	Z / C 125 x 113 B x A 201.5 x 138.5 L x S 238 x 130	PCT 162513 PC 162513 AB 162513	
233009 Y x X 300 mm 230 mm 	Z / C 87 x 75 B x A 255 x 198 L x S 288 x 200	PCT 233009 PC 233009 AB 233009	
233011 Y x X 300 mm 230 mm 	Z / C 110 x 98 B x A 255 x 198 L x S 288 x 200	PCT 233011 PC 233011 AB 233011	

CIRCUIT BOARD BRACKET

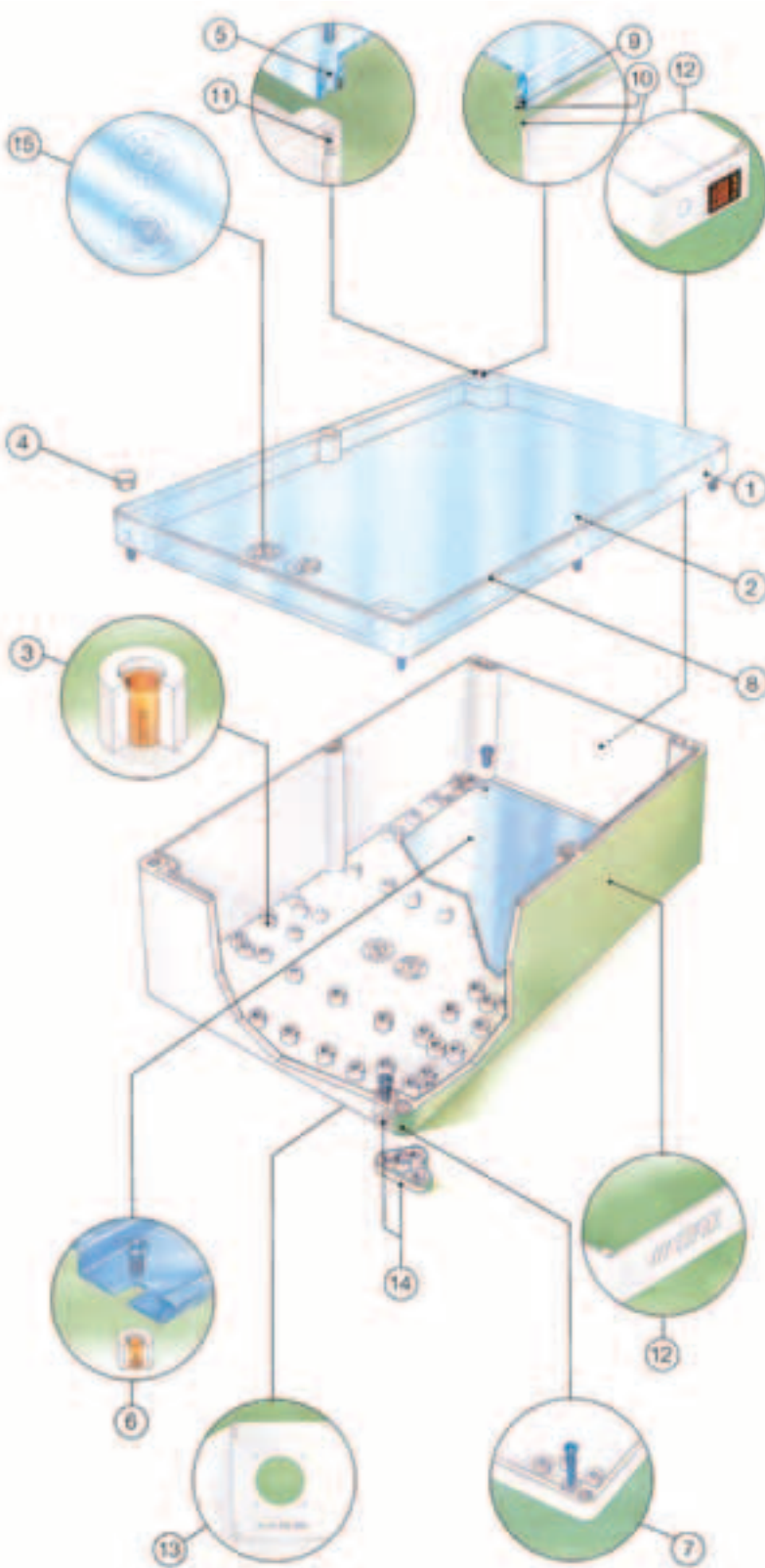
Printed circuit boards and mounting plates often need special mounting supports that offer flexibility in positioning the boards across the enclosure body. Mounting supports also raise the board above the enclosure bottom, especially effective when using two sided boards. This circuit board bracket has a standard E1 (IEC 297-3, DIN 41494) Eurocard screw mounting distance of 89 mm (3.5") accepting M2,5 to M4 screws. The bracket can also be used for nonstandard boards by separating the ends of the bracket (a) from the connector bridge (b). If the bracket is not needed, the adapter parts for each individual mounting pod size can be used only for raising the board above the enclosure body level.



CIRCUIT BOARD BRACKET		
ORDER SYMBOL	Standard Mounting Distance	Remarks
MB 28086	89 mm	Adapter for EURONORD, PICCOLO, MINI. Direct mount to EK, SOLID, EKI.

FIBOX EURONORD II

POLYCARBONATE AND ABS ENCLOSURES









1. Enclosure covers are moulded with state of the art technology. Depending upon size, covers are injection moulded from the edge or the inside surface. The outer surface is free of "gate marks" creating a smooth area for labels, decals or screen printing.
2. Cover screws are designed for automatic assembly using normal tools or PosiDrive Phillips screwdrivers. Slightly ferrite, F1 stainless screws work with magnetised drivers. Screws fully tighten in 4 revolutions.
3. Fibox Euronorm II enclosures feature more mounting points than the competitors' products. F1 style screws are provided for mounting inner panels and Din rails. Enclosures feature low height mounting pods, thus maximising internal usable depth. Brass M3 inserts are also available.
4. Decorative cover plugs create a smooth finished appearance.
5. Cover screws are held captive, but are still removable.
6. Assorted mounting plates and Din rails are available.
7. Enclosures can be wall mounted through the base holes. This reduces both mounting area and possible vandalism. Mounting holes are outside the gasket area maintaining water tight protection.
8. The Euronorm II features a slightly bevelled edge design creating a modern look.
9. Robotically applied, foamed in place PUR gaskets are moulded into the unique designed gasket groove. The tight adhesion and low compression set of PUR gasket material ensures protection ratings of NEMA 4 and IP 66/67.
10. An extension strip structure reinforces the inner gasket groove edge, protecting against side impact.
11. Special injection moulded plastic threads allow the cover screws to fasten quickly, while preventing sticking and corrosion.
12. The enclosure sides have space for mounting switches, sensors, or cable glands. Smooth sides allow decals or screen printing of logos. Fibox can customise enclosures with cut-outs, drilled or machined holes, and knock-out openings to the customers specifications.
13. Customisation of the back and sides of the enclosure can be supplied by Fibox.
14. Optional wall mounting brackets (feet) allow 4 external mounting points for hanging the enclosure, even when the cover is in place.
15. Fibox is an ISO 9001 manufacturer. Each enclosure part (cover and base) bears a code number, indication of manufacturing date and type of plastic, i.e. PC, ABS, etc. These indications are moulded into the part for quality control purposes and for compliance with European recycling regulations.



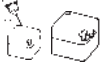


TECHNICAL INFORMATION FOR EURONORD PC AND ABS

PROPERTY	POLYCARBONATE (PC)	ABS	CONFORMITY TO STANDARDS (UL, CSA, CE, Lloyds, BV, FI)
Ingress Protection (EN 60529)	IP66/IP67	IP66/67	USA Enclosures for Electrical Equipment PC: UL Type 1, 4, 4X, 12 and 13 (UL 50/508) ABS: NEMA 1, 4, 4X, 12 and 13
Impact Resistance (EN 50102)	IK 08/IK 07	IK 07	Canada Industrial Control Equipment Enclosures for Electrical Equipment/ULc
Temperature Range Celsius (short term)	40°...120°C	-40°...80°C	Europe Enclosures for Switch Gear and Control Gear Assemblies EN 50298:1998
Temperature Range Fahrenheit (short term)	40°...250°F	-40°...175°F	
Temperature Range Celsius (continuous)	-40°...80°C	-40°...60°C	Europe Safety of Information Technology Equipment EN 60950
Temperature Range Fahrenheit (continuous)	-40°...175°F	-40°...140°F	
Electrical Insulation	Totally insulated ☐	Totally insulated ☐	Australia Enclosures for switch gear and control gear AS 3132-1991
Light Grey Parts Colour	RAL 7035	RAL 7035	
Transparent Clear PC Cover	Industry Grey	Industry Grey	
Cover Screws	Clear Transparent	Clear Transparent	
Gasket	Stainless steel	Stainless steel	
Enclosure Flammability Rating	PUR	PUR	
Glow Wire Test	UL94-5V	UL94HB	UL 746 C 5 in. vertical flame test
Non-toxicity	960°C	650°C	IEC 695-2-1, Self-extinguishing
UV resistance	Halogen Free	Halogen Free	
Chemical Resistance *	UL 508		
	720 hours in "Weatherometer"		
	Good	Good	

Data subject to change without notice. *Consult separate raw material data for more detailed information















ACCESSORIES FOR EURONORD PC AND ABS

Product	Order symbol	Size mm	
Mounting plate 	TM 0505 TM 0507 TM 0808 TM 0812 TM 0816 TM 1212 TM 1216 TM 1220 TM 1520 TM 1625 TM 2330	26 x 48 26 x 57 56 x 71 71 x 94 71 x 134 96 x 111 111 x 134 111 x 174 141 x 174 151 x 214 221 x 274	
Mounting rail DIN 15 	TRM 0507 TRM 0808 TRM 0812 TRM 0816 TRM 1212	15 x 48 15 x 68 15 x 106 15 x 146 15 x 110	
Mounting rail DIN 35 	TRH 1212 TRH 1216 TRH 1220 TRH 1520 TRH 24 TRH 2330	35 x 110 35 x 146 35 x 186 35 x 170 35 x 226 35 x 285	
Plastic hinges (2 pcs) 	TH A		
Wall fastening lug set 	TF 28037		
Inspection windows 	L02 L04 L06 L08 L10	60 x 77 96 x 77 130 x 77 162 x 77 199 x 77	

Product	Order symbol	Size mm	
Brass insert M3 for PC, PCT and ABS enclosures, set of 4 pcs 	MRS 28084 set	M3	
Mounting screw 	MR 28036EU	4.5 x 8.0	
Sealing pin 	SB 28088		
Decoration plug for PC, PCT and ABS enclosures 	MB 28018		
Water plug 	MB 12189		
Cover screw	MR 28005EU		
Mounting screw	MR 28036EU		
Cover screw set, incl. 2 x MR 28005 EU and 2 x MR 28036	MRS 38036		
Cover screw set, incl. 4 x MR 28005 EU and 4 x MR 28036	MRS 38005		













FIBOX EURONORD II

FIBOX EURONORD

FIBOX EURONORD II ALUMINIUM IP66 / IP67, IK 08	Z x C	ORDER SYMBOL		FIBOX EURONORD II ALUMINIUM IP66 / IP67, IK 08	Z x C	ORDER SYMBOL	
	B x A				L x S mm		
AL 050503 Y x X 50 mm 45 mm 	Z / C 31.5 x 20.5 B x A - L x S 40 x 35	AL 050503		AL 082506 Y x X 252 mm 81 mm 	Z / C 56.5 x 45.5 B x A 231 x 39 L x S 238 x 52	AL 082506	
AL 060605 Y x X 60 mm 66 mm 	Z / C 46 x 35 B x A 46 L x S 46 x 36	AL 060605		AL 121208 Y x X 125 mm 124 mm 	Z / C 81 x 64 B x A 95 x 52 L x S 104,6 x 82	AL 121208	
AL 061005 Y x X 100 mm 66 mm 	Z / C 46 x 35 B x A 45 x 50 L x S 86 x 36	AL 061005		AL 122208 Y x X 222 mm 125 mm 	Z / C 81 x 64 B x A 193 x 52 L x S 202,6 x 82	AL 122208	
AL 061505 Y x X 152 mm 66 mm 	Z / C 46 x 35 B x A 100 x 46 L x S 138 x 36	AL 061505		AL 123608 Y x X 362 mm 125 mm 	Z / C 81 x 64 B x A 333 x 52 L x S 342,6 x 82	AL 123608	
AL 080806 Y x X 82 mm 77 mm 	Z / C 56.5 x 45.5 B x A 56 x 39 L x S 63 x 52	AL 080806		AL 161609 Y x X 163 mm 162 mm 	Z / C 91 x 74 B x A 130 x 76 L x S 140 x 110	AL 161609	
AL 081306 Y x X 127 mm 81 mm 	Z / C 56.5 x 45.5 B x A 50 x 62 L x S 113 x 52	AL 081306		AL 162609 Y x X 263 mm 162 mm 	Z / C 91 x 74 B x A 230 x 76 L x S 240 x 110	AL 162609	
AL 081806 Y x X 177 mm 81 mm 	Z / C 56.5 x 45.5 B x A 100 x 62 L x S 163 x 52	AL 081806		AL 163609 Y x X 360 mm 160 mm 	Z / C 90 x 72 B x A 330 x 76 L x S 340 x 110	AL 163609	

External height **Y** External width **X** External depth **Z** Free internal mounting height **C** Mounting plate assembly **B** x **A** Wall mounting **L** x **S**

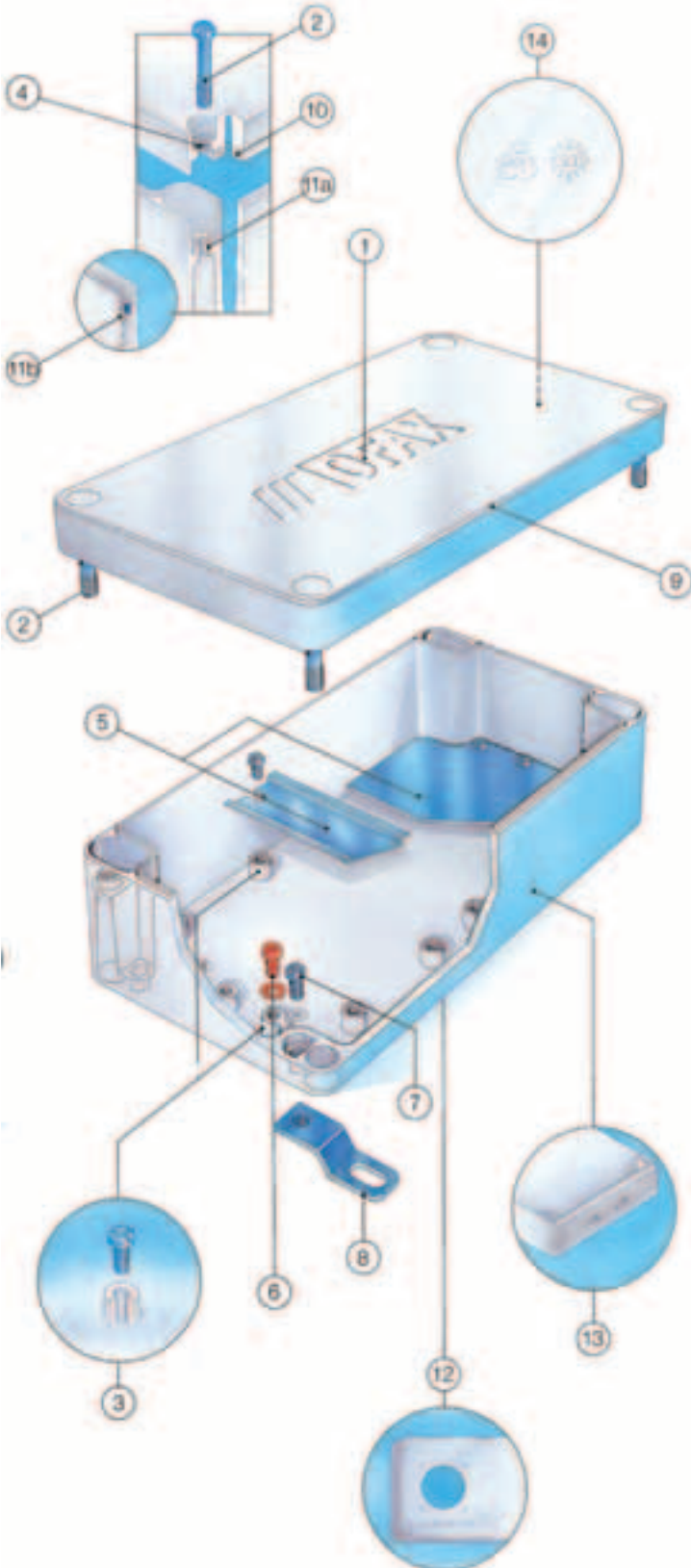
FIBOX EURONORD II

FIBOX EURONORD II ALUMINIUM IP66 / IP67, IK 08	Z x C	ORDER SYMBOL		FIBOX EURONORD II ALUMINIUM IP66 / IP67, IK 08	Z x C	ORDER SYMBOL	
	B x A				L x S mm		
AL 165609 Y x X 560 mm 160 mm 	Z x C 90 x 72 B x A 530 x 76 L x S 540 x 110	AL 165609		AL 236011 Y x X 600 mm 230 mm 	Z x C 110 x 90 B x A 570 x 144 L x S 580 x 180	AL 236011	
AL 232011 Y x X 230 mm 200 mm 	Z x C 110 x 93 B x A 144 x 170 L x S 180 x 180	AL 232011		AL 314011 Y x X 402 mm 310 mm 	Z x C 110 x 90 B x A 372.5 x 223.5 L x S 382.5 x 261	AL 314011	
AL 232018 Y x X 230 mm 200 mm 	Z x C 180 x 162 B x A 144 x 170 L x S 180 x 180	AL 232018		AL 314018 Y x X 402 mm 310 mm 	Z x C 180 x 162 B x A 372.5 x 223.5 L x S 382.5 x 261	AL 314018	
AL 232811 Y x X 280 mm 230 mm 	Z x C 110 x 93 B x A 250 x 144 L x S 260 x 180	AL 232811		AL 316011 Y x X 600 mm 310 mm 	Z x C 110 x 92 B x A 570 x 223.5 L x S 580 x 261	AL 316011	
AL 233311 Y x X 330 mm 230 mm 	Z x C 110 x 93 B x A 300 x 144 L x S 310 x 180	AL 233311		AL 316018 Y x X 600 mm 310 mm 	Z x C 180 x 162 B x A 570 x 223.5 L x S 580 x 261	AL 316018	
AL 233318 Y x X 330 mm 230 mm 	Z x C 180 x 162 B x A 300 x 144 L x S 310 x 180	AL 233318					
AL 234011 Y x X 401 mm 230 mm 	Z x C 110 x 92 B x A 373 x 144 L x S 381 x 180	AL 234011					

External height **Y** External width **X** External depth **Z** Free internal mounting height **C** Mounting plate assembly **B** x **A** Wall mounting **L** x **S**

FIBOX EURONORD II

ALUMINIUM ENCLOSURES















1. Enclosure covers can be custom designed. Modifications include holes, cutouts, flanges, and frames. Even external changes such as cooling ribs (heat sinks) are possible. OEMs receive the enclosure ready for assembly.
2. Cover screws are designed for automatic assembly using normal tools or PosiDrive Phillips screwdrivers. Slightly ferrite, FI stainless screws work with magnetised drivers.
3. This enclosure has more internal mounting points than other enclosures on the market. There are threaded M4 or M6 mounting pods at both interior ends of the bases. Along the interior sides, the enclosure bases have rows of pods ready for M3 Taptite (smaller enclosures) and M5 Taptite (larger enclosures). Alternatively, pods can be machined for M4 or M5 mounting screws. Helicoil inserts are available in English thread sizes.

The large number of mounting pods, especially in the bigger enclosures, creates many alternatives for mounting components. Various sized mounting plates are easily installed. DIN rails can be mounted either vertically or horizontally permitting high density terminal block installation.

Usable internal depth is maximised as Euronorm II has the lowest height mounting pods on the market.

4. A special retainer keeps cover screws captive. No more lost hardware.
5. A variety of mounting plate sizes are available, plus TS35 and TS15 DIN rail cut to size.
6. Proper electrical earthing is ensured with copper plated screws and paint free grounding pods.
7. The enclosures can be mounted through the base. The mounting holes are outside the gasket area; maintaining the water tight seal. Oval shaped mounting holes accommodate mounting centre variations.
8. Optional stainless steel wall mounting plates permit mounting without opening the enclosure.
9. The Euronorm II features a slightly bevelled edge design creating a modern look.
10. Robotically applied, foamed in place PUR gaskets are into the unique designed gasket groove. The tight adhesion and low compression set of PUR gasket material insures protection ratings of NEMA 4 and IP 66/67.
11. Enclosure bases are tapped to receive cover screws, either M4 or M6, depending upon enclosure size. Optional special thread types are available, as are Helicoil special steel thread inserts which prevent cover screws from corroding even in saltwater environments.
12. Customisation of the back and sides of the enclosure can be supplied by Fibox.
13. Larger enclosures have lots of space for mounting instruments, switches, sensors, indicators and connectors. Smooth sides permit easy machining and allow decal and screen printing. Fibox can customise the enclosure with openings, cut-outs, holes and tapped holes. Changes can add unique options, for example, conduit hub openings or cooling fins.
14. Manufactured using unique techniques. These enclosures have straight sides (no draft angle) which means conduit and cable fitting are at right angles, insuring stress free connections. Further, straight sides mean that enclosures can be securely "ganged" together without gaps.

FIBOX EURONORD II

FIBOX EURONORD II POLYESTER (GRP) IP65, IK 08	Z x C	ORDER SYMBOL		FIBOX EURONORD II POLYESTER (GRP) IP65, IK 08	Z x C	ORDER SYMBOL	
	B x A				L x S mm		
P 080806 Y x X 80 mm 75 mm 	Z x C 55 x 47 B 59 L x S 68 x 45	P 080806		P 162609 Y x X 260 mm 160 mm 	Z x C 92 x 75 B x A 233 x 76 L x S 240 x 110	P 162609	
P 081106 Y x X 110 mm 75 mm 	Z x C 55 x 47 B 89 L x S 98 x 45	P 081106		P 163609 Y x X 360 mm 160 mm 	Z x C 91 x 74.5 B x A 333 x 76 L x S 340 x 110	P 163609	
P 081606 Y x X 160 mm 75 mm 	Z x C 55 x 47 B 139 L x S 148 x 45	P 081606		P 252612 Y x X 257 mm 251 mm 	Z x C 121 x 105 B x A 227.5 x 100 L x S 236 x 200.5	P 252612	
P 081906 Y x X 190 mm 75 mm 	Z x C 55 x 47 B 169 L x S 178 x 45	P 081906		P 254012 Y x X 400 mm 250 mm 	Z x C 120 x 104.5 B x A 372.5 x 100 L x S 381.5 x 201	P 254012	
P 121209 Y x X 122 mm 120 mm 	Z x C 90 x 75 B x A 95 x 52 L x S 106 x 82	P 121209		P 404012 Y x X 405 mm 400 mm 	Z x C 120 x 105 B x A 373.5 x 250.5 L x S 381.5 x 356	P 404012	
P 122209 Y x X 220 mm 120 mm 	Z x C 90 x 75 B x A 193 x 52 L x S 204 x 82	P 122209					
P 161609 Y x X 160 mm 160 mm 	Z x C 91 x 75 B x A 132 x 76 L x S 140 x 110	P 161609					

External height **Y** External width **X** External depth **Z** Free internal mounting height **C** Mounting plate assembly **B** x **A** Wall mounting **L** x **S**

FIBOX EURONORD II




TECHNICAL INFORMATION FOR EURONORD ALUMINIUM- AND POLYESTER ENCLOSURES




PROPERTY	AISI Cast ALUMINIUM	CONFORMITY TO STANDARDS (UL, CSA, CE, Lloyds, BV, FI)
Ingress Protection (EN 60529)	IP66/67	USA Enclosures for Electrical Equipment UL Type 1, 4, 4X, 6, 12 and 13 (50/508)
Impact Resistance (EN 50102)	IK 08	Canada Industrial Control Equipment Enclosures for Electrical Equipment/ULc
Temperature Range Celsius (short term)	-50°...140°C	Europe Safety of Information Technology Equipment EN 60950
Temperature Range Fahrenheit (short term)	-60°...285°F	
Temperature Range Celsius (continuous)	-50°...80°C	
Temperature Range Fahrenheit (continuous)	-60°...175°F	
Polyester Powder Paint Colour	RAL 7001	
Cover Screws	Stainless Steel	
Gasket	PUR/Neoprene	
Chemical Resistance *	Good	

PROPERTY	FIBERGLASS	CONFORMITY TO STANDARDS (UL, CSA, CE, Lloyds, BV, FI)
Ingress Protection (EN 60529)	IP65	USA Enclosures for Electrical Equipment NEMA 1, 4, 4X, 6, 12 and 13
Impact Resistance (EN 50102)	IK 08	Canada Industrial Control Equipment Enclosures for Electrical Equipment/ULc
Temperature Range Celsius (short term)	-50°...120°C	Europe Safety of Information Technology Equipment EN 60950
Temperature Range Fahrenheit (short term)	-60°...250°F	
Temperature Range Celsius (continuous)	-40°...80°C	Australia Enclosures for switch gear and control gear AS 3132-1991
Temperature Range Fahrenheit (continuous)	-40°...175°F	
Electrical Insulation	Totally insulated <input type="checkbox"/>	UL 746 C 5 in. vertical flame test IEC 695-2-1, Self-extinguishing
Colour	RAL 7001, grey	
Enclosure Flammability Rating	UL94-5V	
Glow Wire test	960°C	
Cover Screws	Stainless Steel	
Gasket	EPDM	
Chemical Resistance *	Good	

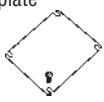
Data subject to change without notice. *Consult separate raw material data for more detailed information

ACCESSORIES FOR EURONORD ALUMINIUM ENCLOSURES

Product	Order symbol	Size mm	
Mounting plate 	AM 0808	69 x 64	
	AM 0813	69 x 114	
	AM 0818	69 x 164	
	AM 0825	69 x 240	
	AM 1212	107 x 110	
	AM 1222	107 x 207	
	AM 1236	107 x 347	
	AM 1616	146 x 146	
	AM 1626	146 x 244	
	AM 1636	146 x 346	
	AM 1656	146 x 545	
	AM 2320	215 x 184	
	AM 2328	215 x 264	
	AM 2333	215 x 315	
	AM 2340	215 x 385	
	AM 2360	215 x 586	
	AM 3140	294 x 387	
AM 3160	293 x 585		
Mounting rail DIN 15 	ARM 0610	15 x 88	
	ARM 0615	15 x 140	
	ARM 0808	15 x 65	
	ARM 0813	15 x 115	
	ARM 0818	15 x 165	
	ARM 0825	15 x 240	
Mounting rail DIN 35 	ARH 12	35 x 105	
	ARH 22	35 x 203	
	ARH 36	35 x 343	
	ARH 16	35 x 140	
	ARH 26	35 x 240	
	ARH 1636	35 x 340	
	ARH 1656	35 x 540	
	ARH 2320	35 x 180	
	ARH 2328	35 x 260	
	ARH 2333	35 x 310	
	ARH 40	35 x 383	
ARH 60	35 x 580		
Earth screw	MR 28550M	M4 x 6	
Earth screw	MR 28546CU	M4 x 6	
Mounting screw Screw set	MR 28548ZN	M4 x 6	
	MRS 38546		
Ground screw	MR 28547CU	M6 x 8	

Product	Order symbol	Size mm	
Mounting screw Screw set Cover screw Cover screw	MR 28549ZN		
	MRS 38547		
	MR 10425	M4 x 20	
	MR 10635	M6 x 30	
Mounting foot kit	MRS 28540 MRS 28541	11 x 42 15 x 50	
Mounting screw  M3 or M5 	MR 28550	M4 x 6	
	MR 28546CU	M4 x 6	
	MR 28548ZN		
	MRS 38546		
	MR 28547CU	M6 x 8	
	MR 28549ZN	M6 x 8	
	MRS 38547		
	MR 75003	M3	
	MR 75005	M5	
	MRHC 406	M4	
MRHC 609	M6		
Cover screw 	MRS 28544A4	M6 x 30	
	MRS 28545WH	M6 x 30	

ACCESSORIES FOR EURONORD POLYESTER

Product	Order symbol	Size mm	
Mounting plate 	PM 0808	64 x 69	
	PM 0811	64 x 99	
	PM 0816	64 x 149	
	PM 0819	64 x 179	
	PM 1616	146 x 146	
	PM 1626	146 x 244	
	PM 2526	231 x 240	
	PM 2540	231 x 383	
	PM 4040	390 x 385	
	Mounting rail DIN 15	PRM 0811	15 x 99
PRM 0816		15 x 149	
PRM 0819		15 x 179	
Mounting rail DIN 35	PRH 2526	35 x 238	
Hinge kit 1 pair includes screws	AH A/B		
	PH A		
Mounting lug kit	MRS 28540 MRS 28541	11x42 15x50	