

# CSS·CS SERIES


**SMALL PLASTIC CASE WITH SILICONE COVER**

**Built-in CR2032 Coin Battery Compartment**

**Selectable in 3 sizes & 12 color combinations**



**Built-in CR2032  
battery compartment**



**Prepared the exclusive  
universal PCBs**



**SMART PHONE  
SIZE CS·CSS115**

**ADDED!!**

Pink

Yellow

Black



Green

Blue

Light Gray



**6 Colors**

## APPLICATION EXAMPLE



- Take care of your customization by milling, silk-screening, sticker printing, and so on.
- Please provide your holes/cutouts layout drawing by DXF or DWG file. The CAD data is downloadable from our website.

## Coin Battery Contact Installation Step



Easy to change/put a battery with the slide open cover.



Strap hole is ready.  
Able to slip on&off a silicone cover to a box with a strap attached.

# CSS SERIES

**NEW SIZE, NEW TYPE RELEASED**

### Technical data

Protection class IP40


Operating temperature -10°C ~ +60°C

## CS PORTABLE PLASTIC CASE WITH SILICONE COVER



### FEATURE


- Small plastic case with silicone cover. Elasticity and grippy, and protect your device from the drop impact.
- Smart phone sized CSS115 with CR2032 battery compartment for 2 batteries and no battery compartment versions are prepared.
- Built-in CR2032 battery compartment and easy to change/put the coin battery.
- Suitable for remote controller, wireless key fob, small tester/device and so on.
- Available in 3 sizes 6 models and selectable in 12 color combinations.
- Prepared 2 types of the silicone cover which have with(Open) and without(Closed) a rectangle cutout on the front side.



### Components



Ref. #	Part name	Pcs	Material	Color / Finish
1	Top cover	1	ABS (UL94HB)	White · Black
2	Bottom cover	1	ABS (UL94HB)	White · Black
3	Battery cover	1	ABS (UL94HB)	White · Black
4	Battery contact	1 set / 2 set (CS115)	Stainless steel	Nickel plated
5	Silicone cover	1	Silicone	Pink · Yellow · Green · Cyan blue · Light gray · Black
6	Self tapping screw	4	M1.6 Steel	Nickel plated · Black trivalent chromate
7	CR2032 sticker	1	PP	—

### Accessories (Optional parts)





Silicone Cover Type

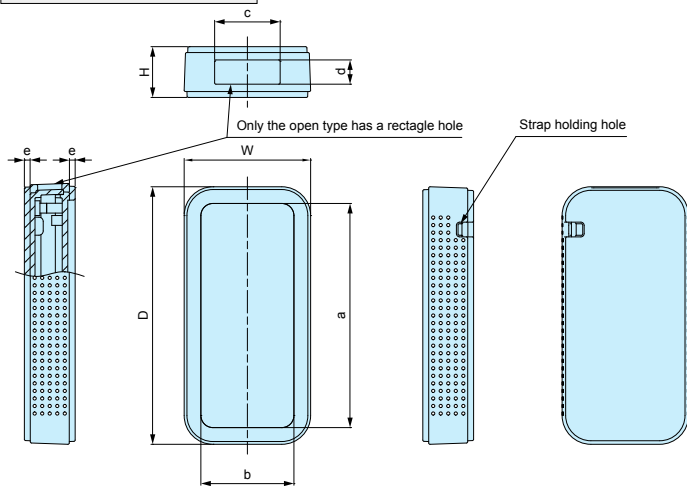
Shape		
Code	Closed CL	Open OP


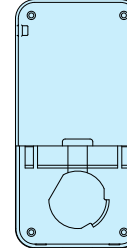
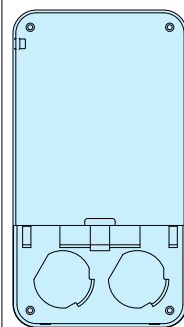
CSS SERIES

Color Type

Color						
Color code	Black / Pink B/P	Black / Yellow B/Y	Black / Green B/G	Black / Cyan blue B/C	Black / Light gray B/L	Black / Black B/B
Color						
Color code	White / Pink W/P	White / Yellow W/Y	White / Green W/G	White / Cyan blue W/C	White / Light gray W/L	White / Black W/B

CSS dimensions



	<b>NEW</b>	<b>NEW</b>
No battery compartment CSS75N/90N/115N	CR2032 × 1 CSS75/CSS90	CR2032 × 2 CSS115
		

- CAD data is downloadable from our website.
- Use the figure of dimensions and screw hole layout on page 44 for your original PCB.

Part no. / Dimensions

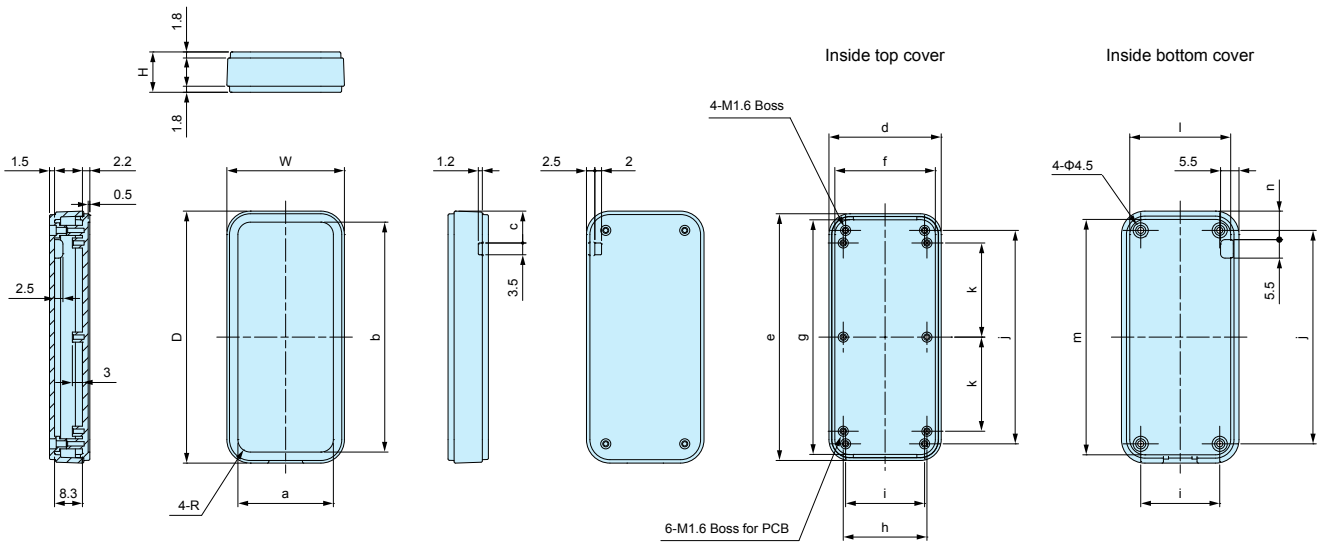
• Please suffix color code at the end of part number □□ when ordering CSS series.

Part no.	W	H	D	a	b	c	d	e	Battery compartment	Weight (g)
<b>NEW</b> CSS 75N-CL-□□	38.6(35)	15.5(12)	78.6 (75)	68.4	28.4	—	—	1.75	None	24
<b>NEW</b> CSS 75N-OP-□□	38.6(35)	15.5(12)	78.6 (75)	68.4	28.4	20	7.4	1.75	None	24
CSS 75 -CL-□□	38.6(35)	15.5(12)	78.6 (75)	68.4	28.4	—	—	1.75	CR2032×1	25
CSS 75 -OP-□□	38.6(35)	15.5(12)	78.6 (75)	68.4	28.4	20	7.4	1.75	CR2032×1	25
<b>NEW</b> CSS 90N-CL-□□	48.6(45)	15.5(12)	93.6 (90)	82.4	37.4	—	—	1.75	None	36
<b>NEW</b> CSS 90N-OP-□□	48.6(45)	15.5(12)	93.6 (90)	82.4	37.4	30	7.4	1.75	None	35
CSS 90 -CL-□□	48.6(45)	15.5(12)	93.6 (90)	82.4	37.4	—	—	1.75	CR2032×1	38
CSS 90 -OP-□□	48.6(45)	15.5(12)	93.6 (90)	82.4	37.4	30	7.4	1.75	CR2032×1	37
<b>NEW</b> CSS115N-CL-□□	67.1(63)	16 (12)	119.1(115)	107.4	55.4	—	—	2	None	62
<b>NEW</b> CSS115N-OP-□□	67.1(63)	16 (12)	119.1(115)	107.4	55.4	45	7.4	2	None	61
<b>NEW</b> CSS115 -CL-□□	67.1(63)	16 (12)	119.1(115)	107.4	55.4	—	—	2	CR2032×2	65
<b>NEW</b> CSS115 -OP-□□	67.1(63)	16 (12)	119.1(115)	107.4	55.4	45	7.4	2	CR2032×2	64

• ( ) dimensions = case dimensions

**CS75N/CS90N/CS115N dimensions**

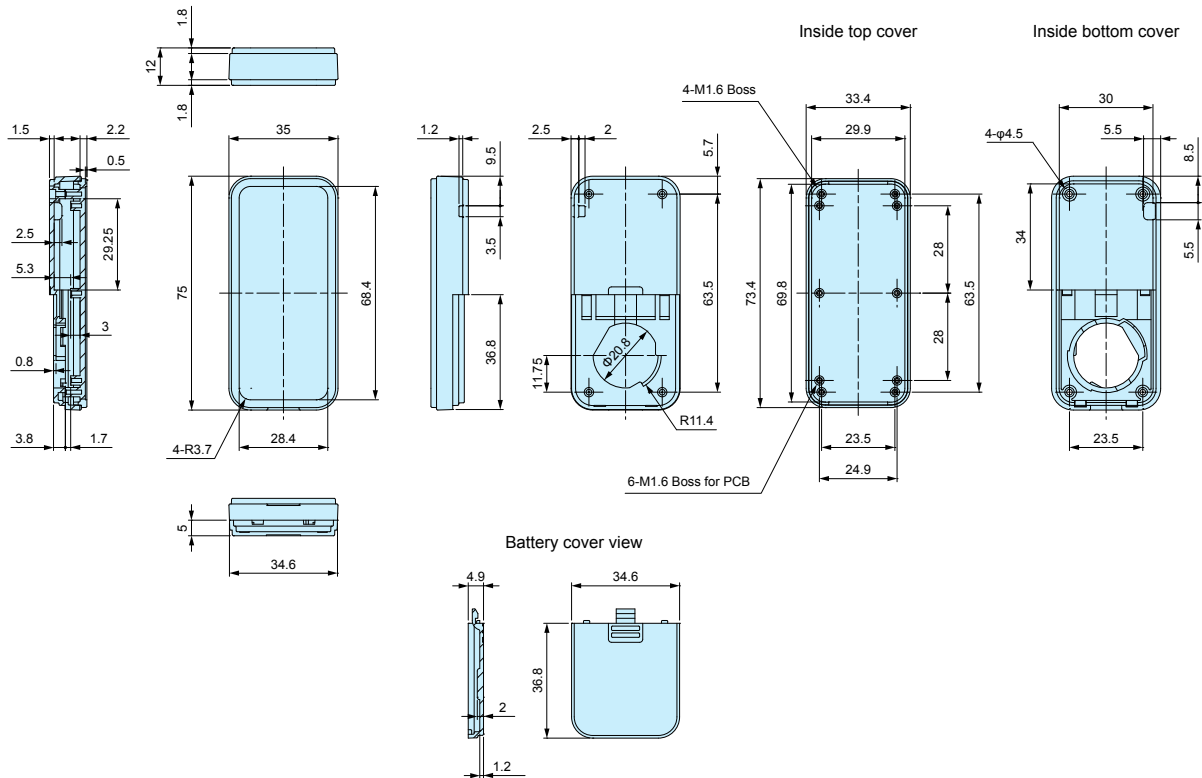
• CAD data is downloadable from our website.



Part no.	W	H	D	R	a	b	c	d	e	f	g	h	i	j	k	l	m	n
CS75 N-□	35	12	75	3.7	28.4	68.4	9.5	33.4	73.4	29.9	69.8	24.9	23.5	63.5	28	30	70	8.5
CS90 N-□	45	12	90	3.2	37.4	82.4	9.5	43.4	88.4	39.9	84.8	34.9	33.5	78.5	35.5	40	85	8.5
CS115N-□	63	12	115	4.7	55.4	107.4	10.5	61.4	113.4	57.9	109.8	52.9	50.5	102.5	47.5	58	110	9.5

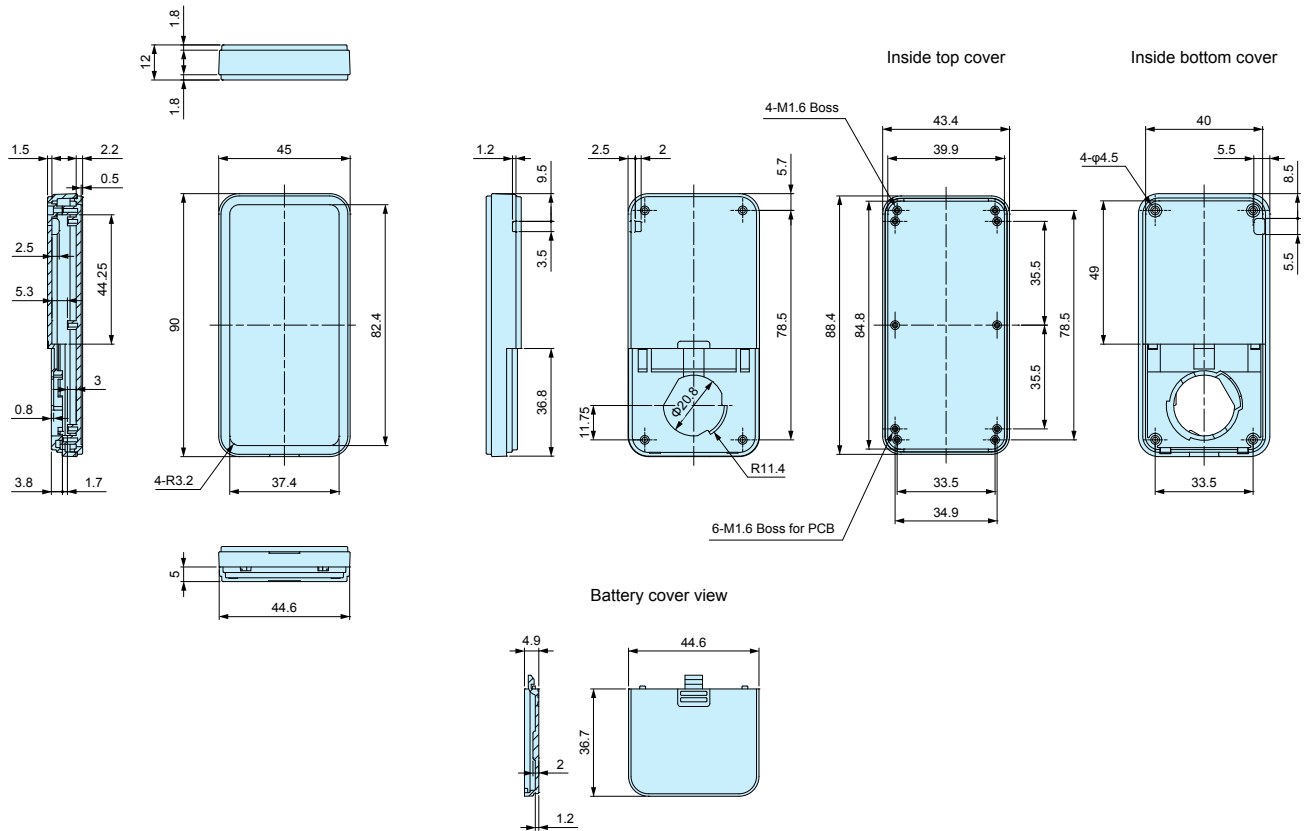
**CS75 dimensions**

- CAD data is downloadable from our website.
- Use the figure of dimensions and screw hole layout on page 44 for your original PCB.



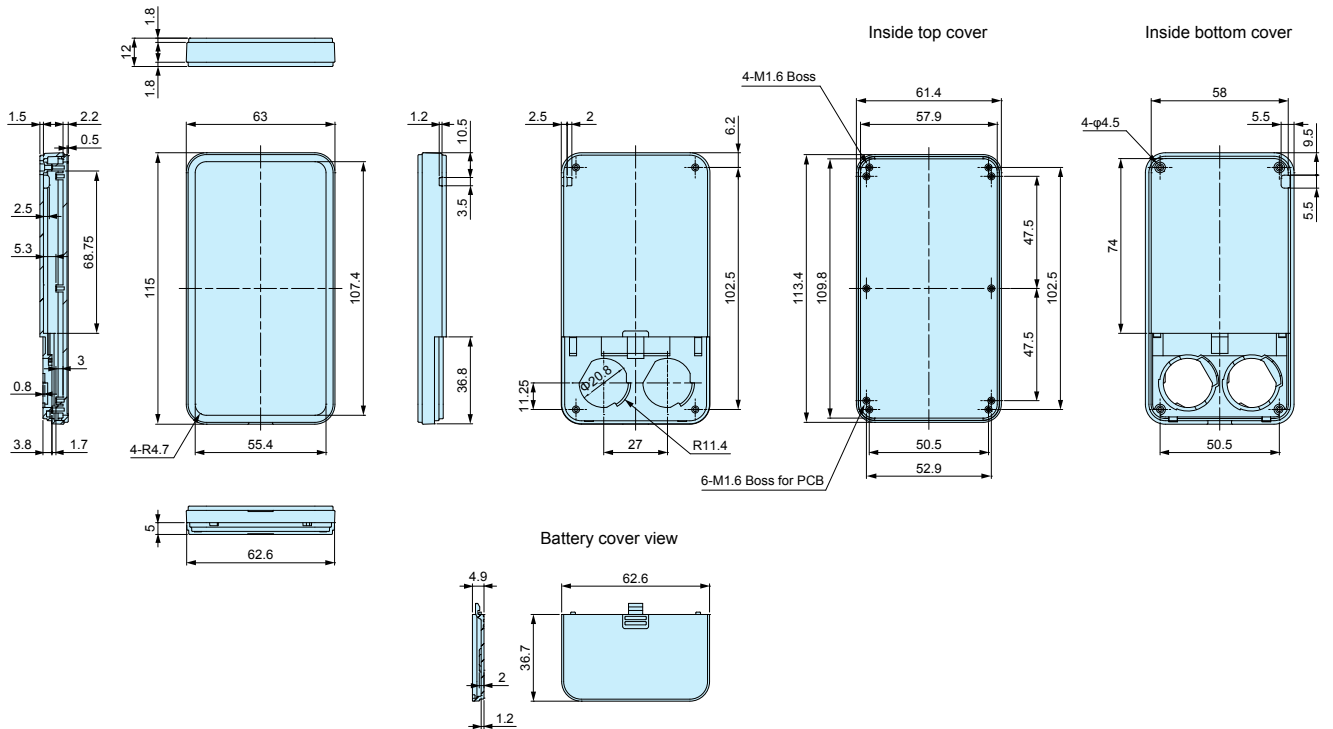
**CS90 dimensions**

- CAD data is downloadable from our website.
- Use the figure of dimensions and screw hole layout on page 44 for your original PCB.



**CS115 dimensions**

- CAD data is downloadable from our website.
- Use the figure of dimensions and screw hole layout on page 44 for your original PCB.



# CSSC SERIES

**NEW SIZE RELEASED**

## CSSC SILICONE COVER

### Silicone Cover Type

Shape		
Code	Closed CL	Open OP

### FEATURE

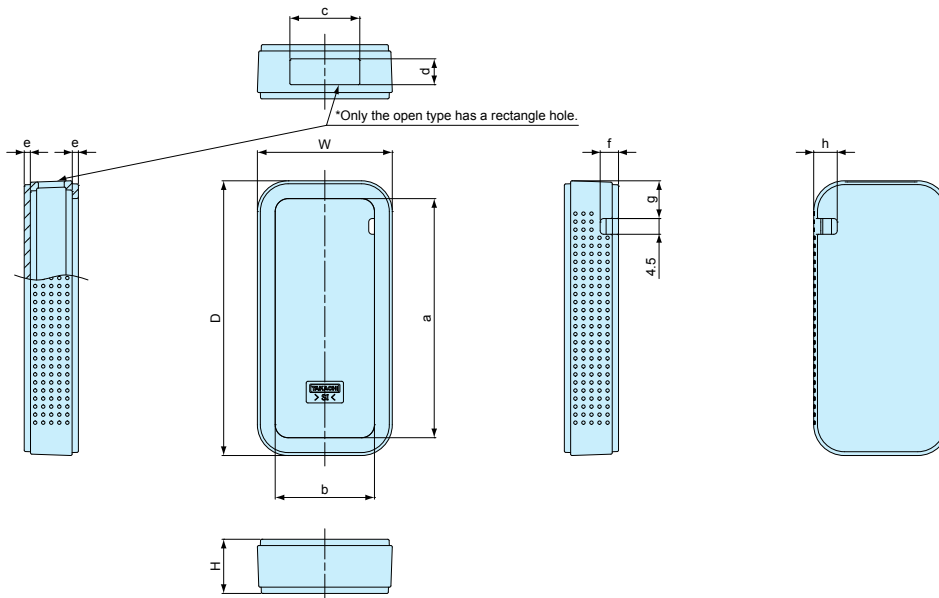
- Prepared 2 types of the silicone cover which have with(Open) and without(Closed) a rectangle cut out on the front side, and selectable in 6 colors.
- Custom color is available from 1,000pcs per order batch. For custom color order, please specify **PANTONE®**, RGB color number or provide your sample color.

### Color Type

Color						
Color Code	Pink <b>P</b>	Yellow <b>Y</b>	Green <b>G</b>	Cyan blue <b>C</b>	Light gray <b>L</b>	Black <b>B</b>

### CSSC dimensions

• CAD data is downloadable from our website.



### Components

Part name	Pcs	Material	Color
Silicone cover	1	Silicone	Pink · Yellow · Green · Cyan blue · Light gray · Black

### Part no. / Dimensions

• Please suffix color code at the end of part number □ when ordering CSSC series.


Part no.	W	H	D	a	b	c	d	e	f	g	h	Suitable case	Weight (g)
CSSC 75-CL -□	38.6	15.5	78.6	68.4	28.4	—	—	1.75	5.25	10.8	6.7	CS 75	12
CSSC 75-OP -□	38.6	15.5	78.6	68.4	28.4	20	7.4	1.75	5.25	10.8	6.7	CS 75	12
CSSC 90-CL -□	48.6	15.5	93.6	82.4	37.4	—	—	1.75	5.25	10.8	6.7	CS 90	18
CSSC 90-OP -□	48.6	15.5	93.6	82.4	37.4	30	7.4	1.75	5.25	10.8	6.7	CS 90	17
<b>NEW</b> CSSC115-CL -□	67.1	16	119.1	107.4	55.4	—	—	2	5.5	12.1	7	CS115	32
<b>NEW</b> CSSC115-OP -□	67.1	16	119.1	107.4	55.4	45	7.4	2	5.5	12.1	7	CS115	31

# CSPB SERIES

## Accessories (Optional parts)


### CSPB EXCLUSIVE PCB FOR CS · CSS

### NEW SIZE RELEASED



- Exclusive PCB for CS · CSS case.
- Glass epoxy board (FR-4), through-hole on both sides and 2.54mm hole distance.
- Prepared holes for a battery contact coming with CS · CSS case. The contact directions are printed on PCB.

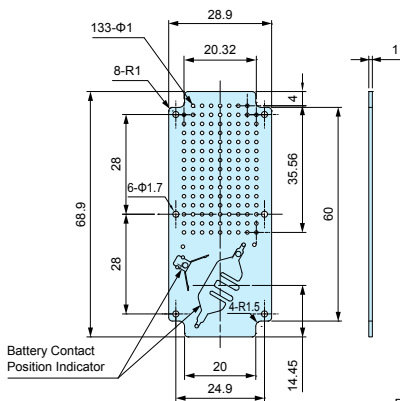
#### Soldering the battery contacts coming with CS · CSS case



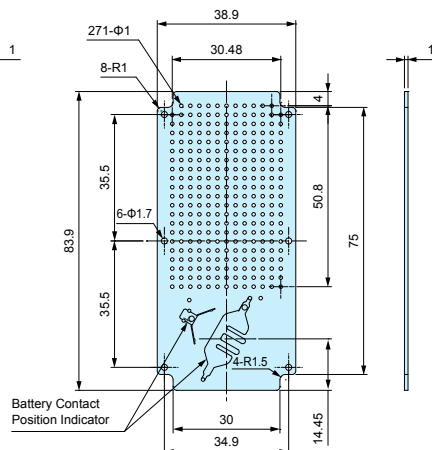
### CSPB dimensions

- CAD data is downloadable from our website.

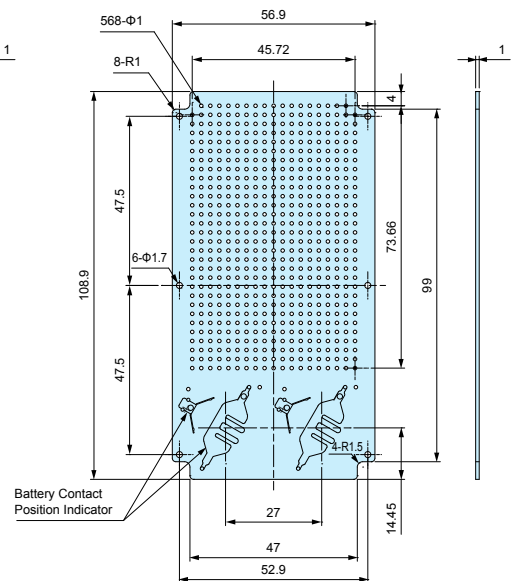
#### CSPB-75



#### CSPB-90

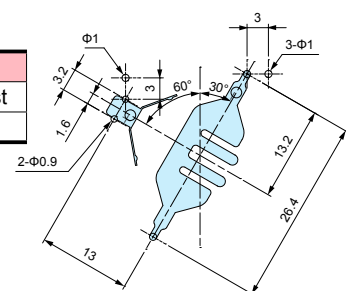


#### CSPB-115



Note : Holes (6-Φ1.7) for PCB mount bosses are un-soldered.

#### Battery Contact Position Indicator Details



### Components

Part name	Pcs	Material	Finish
PCB	1	Glass epoxy (FR-4) t 1.0	Through-hole · Lead free solder · Resist
Self tapping screw	6	M1.6 Steel	Trivalent chromate

### Part no.


Part no.	Suitable Case
CSPB- 75	CS 75, CSS 75
CSPB- 90	CS 90, CSS 90
<b>NEW</b> CSPB-115	CS115, CSS115



# STPS SERIES

## Accessories (Optional parts)

### STPS STRAP



### FEATURE

- The best fit and colorful strap for CSS, CS, and PS series.  
Prepared 2 types of Wrist and Neck straps and selectable in 6 colors.  
Applied a quick-release joint for neck strap, and it makes easy and free.

### Color Type

Color						
Code	Pink <b>P</b>	Yellow <b>Y</b>	Green <b>G</b>	Cyan Blue <b>C</b>	Light Gray <b>L</b>	Black <b>B</b>



### Components

Ref. #	Part name	Pcs	Material	Color
1	String	1	Polyester	Black
2	Strap	1	Polyester	Pink · Yellow · Green · Cyan blue · Light gray · Black
3	Cap (Wrist strap only)	1	Nylon	Black
4	Clamp (Neck strap only)	1	Elastmer	Black
5	Joint (Neck strap only)	1	Polyacetal	Black

### Part no. / Dimensions


• Please suffix color code at the end of part number □ when ordering STPS series.

Part no.	Strap width	Strap length
STPS-140□	8	140
STPS-450□	10	450

# CST·CSGS SERIES

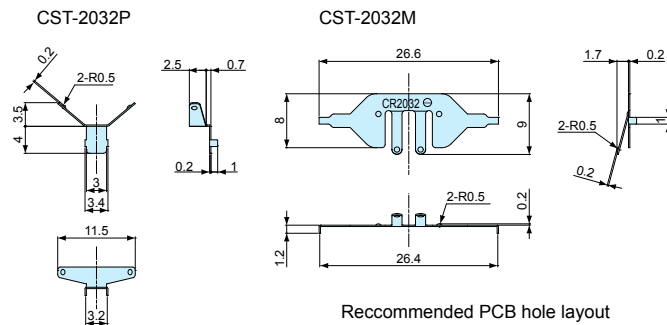
## Accessories (Optional parts)

### CST Battery Contact for CR2032 Coin Cell

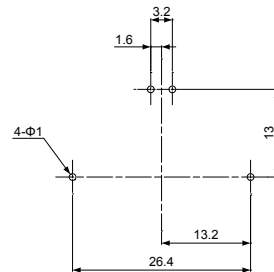


#### CST dimensions

• CAD data is downloadable from our website.



#### Recommended PCB hole layout



#### FEATURE

- Battery Contact for CR2032 Coin Cell
- "CR2032" and "⊖" indicators are engraved on the negative-side.
- Battery contacts come with each CS · CSS case. Use these extra contacts for your lost or spare.

#### Components

Parts no.	Battery	Material/Finish	Mount type	Sales unit
CST-2032P	CR2032	Stainless steel / Nickel plated	Through-hole pin x 2	10
CST-2032M	CR2032	Stainless steel / Nickel plated	Through-hole pin x 2	10

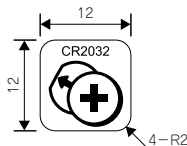
• Refer to the photo for the proper direction of the battery contacts.

### CSGS CR2032 Sticker



#### FEATURE

- Sticker indicating the direction of the battery to insert.
- A sticker comes with each CS · CSS case. Use these extra stickers for your lost or spare.

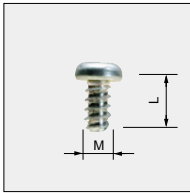


#### Components

Parts no.	Material	Thickness	Suitable Case	Sales unit
CSGS-2032	PP	0.08	CS · CSS series	10

# EM·MR SERIES

## EM TAPPING SCREW



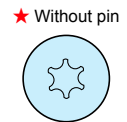
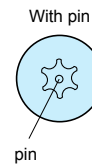
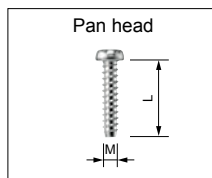

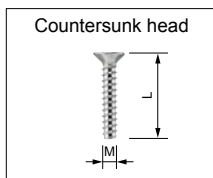

- Self-tapping screws for mounting PCB on bosses or standoffs.
- EM-3-6 self-tapping screws are suitable for mounting 1.6mm or thicker PCB.

### Part no. / Dimensions

1 pack = 50 pcs

Part no.	M	L	Material	Color / Finish	Sales unit	Applicable enclosure
EM-1.6	1.6	4	Steel	Trivalent chromate	50	CSS·CS·PS
EM-2	2	5	Steel	Trivalent chromate	50	TW·TWN·TWF (M2 size only)
EM-2.3	2.3	6	Steel	Trivalent chromate	50	LC·RG TW·TWN·TWF (M2.3 size only)
EM-3	3	5	Steel	Trivalent chromate	50	TW·TWN·TWF (M3 size only)
EM-3-6	3	6	Steel	Trivalent chromate	50	SS·SS-N·PR·SU·OP·PW·SY·SYH·GB·SB·PC·PK SX·EPR·YX·GHA·LM·SGP·SGM·GC

## MR TORX SCREW



\*Note: MR2.6-10□, MR3-14□, and MR1.6-6S are without pin.



### Part no. / Dimensions

★Mark = Without pin

1 pack = 20 pcs

Screw type	Part no.	M	L	TROX head no.	Material	Finish	Suitable enclosure
Countersunk head tapping screw	MR2.6-10S ★	2.6	10	T 8	Steel	Nickel plated	TW5-2-5 · 5-3-5 TW/TWN4-2-5 · 4-2-6 · 4-2-8 · 5-2-7 · 5-3-7 · 5-4-7 · 8-2-8 · 8-4-8 TWF5-2-7 · 5-3-7 · 5-4-7
	MR2.6-10B ★	2.6	10	T 8	Steel	Trivalent chromate	
	MR2.6-14S	2.6	14	T 8	Steel	Nickel plated	LC/LCS/LCT115-N · F2 · F3 TW/TWN7-2-11 · 7-4-11 · 7-5-11
	MR2.6-18S	2.6	18	T 8	Steel	Nickel plated	LC/LCS/LCT115H-N · F2 · F3 · M2 · 9V LC/LCS/LCT135-N · F4 · M2 · M3 · 9V LC/LCS/LCT135H-N · F4 · M2 · M3 · 9V LC/LCS/LCT165-N · M4 LC/LCS/LCT165H-N · M4
	MR3 -14S ★	3	14	T10	Steel	Nickel plated	TW5-3-10 TW/TWN5-3-9 · 7-3-13 · 7-5-13 · 9-4-17 · 9-6-17 TWF7-3-13 · 7-5-13 · 9-4-17 · 9-6-17
	MR3 -14B ★	3	14	T10	Steel	Trivalent chromate	
Binding head screw	MR2.5- 8ST	2.5	8	T 8	SUS	Unfinished	WP9-13-3 · 10-10-3 · 11-15-3
	MR2.5-16ST	2.5	16	T 8	SUS	Unfinished	WP9-13-4 · 10-10-4 · 11-15-4
Pan head tapping screw	MR1.6- 6S ★	1.6	6	T 3	Steel	Nickel plated	CS · CSS
	MR2.5- 8PS	2.5	8	T 8	Steel	Nickel plated	PF15-3-10 · 15-5-10 · 15-3-15 · 15-5-15
	MR2.6-12PS	2.6	12	T 8	Steel	Nickel plated	LCT/LCS/LC115-F2 · F3
	MR2.6-14PS	2.6	14	T 8	Steel	Nickel plated	LCT/LCS/LC115H-F2 · F3 · M2 · 9V LCT/LCS/LC135-F4 · M2 · M3 · 9V LCT/LCS/LC135H-F4 · M2 · M3 · 9V LCT/LCS/LC165-M4 LCT/LCS/LC165H-M4
	MR3 - 8PS	3	8	T10	Steel	Nickel plated	PF20-4-13 · 20-6-13 · 20-4-20 · 20-6-20