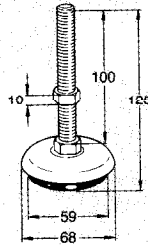


Adjustable feet – XC

Adjustable foot M12

XC



Adjustable foot
Including nut
Steel, electro-zinc-plated
M12 thread

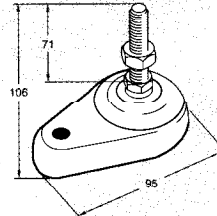
XCFS 12x68

Mounting: XCFE .. M12

Max. vertical load 2500 N

Adjustable foot M12, polyamide

XC



Adjustable foot
Including nut
PA + steel, electro-zinc-plated
M12 thread

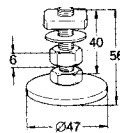
XCFS 12x60x71

Mounting: XCFE .. M12

Max. vertical load 15000 N

Adjustable foot M8

XC



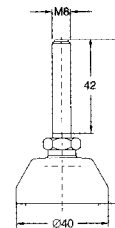
Adjustable foot
Including nut
Steel, electro-zinc-plated
M8 thread

XLFS 8

Max. vertical load 400 N

Adjustable foot M8, polyamide

XC



Adjustable foot
Including nut
PA + steel, electro-zinc-plated
M8 thread

XCFS 8x40x43

Mounting: XCFE 44 M8

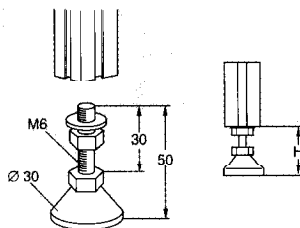
Max. vertical load 12000 N

Structural systems

Adjustable foot – XF

Adjustable foot M6

XF



Adjustable foot
H=28–36 mm
Steel, electro-zinc-plated
M6 thread

XFFS 6x30

Max. vertical load 400 N