

### Quick connector



- ▶ Tensioning connector for fast assembly
- ▶ The connector can slide into the slot
- ▶ Easily accessible screws
- ▶ Three slots are left free for mounting surface elements
- ▶ Profile finishing: not required











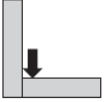







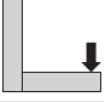
















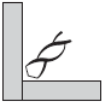







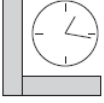







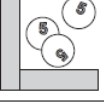







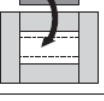







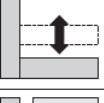
















Technical data (p. 19-8)

P			
30x...	1000 N	35 Nm	15 Nm
45x... L	3500 N	110 Nm	30 Nm
40x..., 45x..., 50x...	3500 N	110 Nm	30 Nm
60x...	3500 N	195 Nm	60 Nm

Quick connector	Slot	P	ESD		No.
8	8	30x..		10	3 842 538 489
10L	10	45x.. L		10	3 842 538 491
10	10	40x., 45x., 50x., 60x..		10	3 842 538 490

Material: Steel, transparent passivated

Connection elements, selection criteria

	 Recommended  Suitable  Unsuitable	 Bracket	 Inner bracket	 Bolt connector	 Central bolt	 Quick connector	 T-connector	 Tensioning connector
 High feed force								
 High moment								
 High torsional moment								 
 Minimal finishing work								
 Minimal assembly								
 Low parts costs								
 Subsequent mounting in closed frame								
 Adjustment possible								
 Support of surface elements								
 Internal connection (concealable)		