



# Structural system XC

## System information



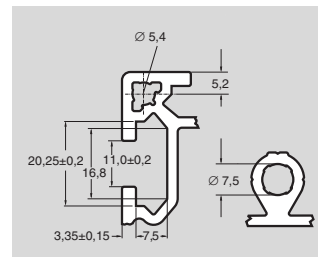
### Features



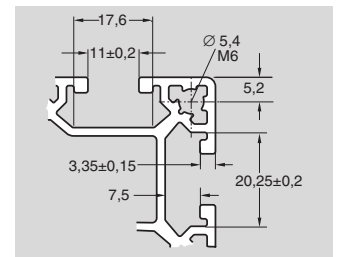
FlexLink structural system XC is based on aluminium beams with T-slots for easy interconnections and attachment of external devices. Beam sizes in the XC system range from 24x24 mm up to 176x88 mm.

The system offers sturdy components which provide high load capacity for both static and linear motion systems. It is used within a wide range of applications, from frameworks, work benches and enclosures to special machinery, pick and place units and gantry robot.

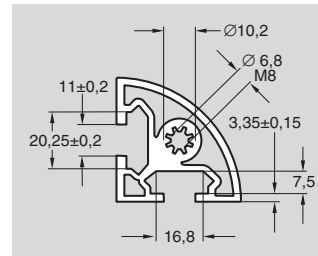
### T-slot dimensions



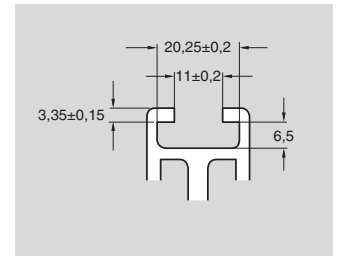
*T-slot, standard beam*



*T-slot, lightweight beam*



*T-slot, corner profile*



*T-slot, small beam*

- P0
- X45
- XS
- XL
- XLP
- X85
- X85P
- XH
- XK
- XKP
- XB
- GR
- CS
- XT
- XC**
- XF
- XD
- FST
- XTM
- XLX
- XTM
- GRX
- CSX
- ELV
- CTL
- TR
- APX
- IDX

# Beams XC

## Beam specifications

| Beam type       | Cross-section mm <sup>2</sup> | Weight kg/m | I <sub>x</sub> mm <sup>4</sup> ×10 <sup>4</sup> | I <sub>y</sub> mm <sup>4</sup> ×10 <sup>4</sup> | W <sub>x</sub> mm <sup>3</sup> ×10 <sup>3</sup> | W <sub>y</sub> mm <sup>3</sup> ×10 <sup>3</sup> |
|-----------------|-------------------------------|-------------|---|---|---|---|
| XCBM ...x88x176 | 3970                          | 10,7        | 1244  | 369   | 141   | 83,9  |
| XCBM ...x44x176 | 2633                          | 7,11        | 750   | 58,2  | 85,2  | 26,5  |
| XCBM ...x88x132 | 2966                          | 8,01        | 530   | 259   | 80,3  | 58,9  |
| XCBM ...x44x132 | 2022                          | 5,34        | 330   | 40,0  | 50,0  | 18,0  |
| XCBM ...x88     | 1952                          | 5,27        | 173   |   | 39,4  |   |
| XCBL ...x88     | 1180                          | 3,18        | 126   |   | 28,6  |   |
| XCBM ...x44x88  | 1311                          | 3,54        | 103   | 25,6  | 23,5  | 11,7  |
| XCBL ...x44x88  | 886                           | 2,39        | 81,4  | 21,6  | 18,5  | 9,8   |
| XCBM ...x64     | 1493                          | 4,27        | 70,2  |   | 22,1  |   |
| XCBL ...x64     | 848                           | 2,29        | 44,5  |   | 14,0  |   |
| XCBM ...x44x64  | 1054                          | 2,84        | 42,0  | 23,5  | 13,2  | 10,7  |
| XCBL ...x44x64  | 724                           | 1,96        | 33,9  | 17,7  | 10,6  | 8,1   |
| XCBM ...x44     | 767                           | 2,07        | 14,0  |   | 6,3   |   |
| XCBL ...x44     | 588                           | 1,59        | 12,7  |   | 5,8   |   |
| XCBL ...x44 T2  | 615                           | 1,66        | 12,6  | 13,1  | 5,6   | 5,9   |
| XCBL ...x44 T2A | 598                           | 1,61        | 12,9  | 12,4  | 5,8   | 5,6   |
| XCBL ...x44 T3  | 653                           | 1,76        | 12,6  | 13,4  | 5,7   | 6,1   |
| XCBR ...x44     | 708                           | 1,91        | 13,2  | 7,8   | 4,3   | 2,9   |
| XCBR ...x49     |                               | 1,77        |   |   |   |   |
| XCBA ...x44     | 572                           | 1,55        | 9,47  | 9,47  | 3,65  | 3,65  |
| XCBL ...x15x44  | 327                           | 0,88        | 6,8   | 0,83  | 3,10  | 1,10  |
| XCBB ...x24x44  | 375                           | 1,02        | 5,55  | 2,41  | 2,52  | 2,00  |
| XCBB ...x24x34  | 310                           | 0,83        | 3,85  | 1,75  | 2,14  | 1,46  |
| XCBB ...x24     | 240                           | 0,64        | 1,10  |   | 0,92  |   |

## Lengths and tolerance aluminium beams

### "3 m" aluminium beams

If no other tolerance is stated in the catalogue all "3 m" aluminium beams will be delivered with a length of 3030 ±5 mm

The extra length compensates for cut losses on local site.

### "L-cut" aluminium beams

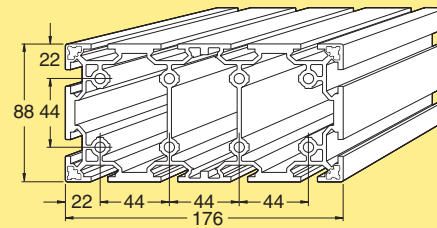
If no other range is mentioned in the catalogue L-cut aluminium beams can be ordered in the range of 30-3000 mm.

Length tolerances:

| Cut length L (mm) | Length tolerance (mm) |
|-------------------|-----------------------|
| 30-1000           | ±0,3                  |
| 1001-2000         | ±0,5                  |
| 2001-3000         | ±0,8                  |

## Support beams

### Support beam 88x176



Beam 88 mm × 176 mm

Aluminium, anodized

Length 3 m (3030 ±5 mm)

Length to order (30- 3000 mm)

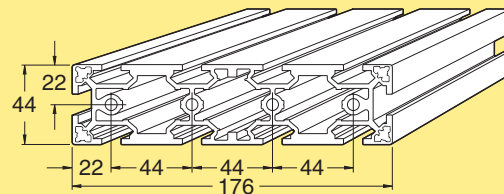
**XCBM 3x88x176**

**XCBL Lx88x176**

Beam weight: 10,7 kg/m

End cap: Use XCBE 88 (2)

### Support beam 44x176



Beam 44 mm × 176 mm

Aluminium, anodized

Length 3 m (3030 ±5 mm)

Length to order (30- 3000 mm)

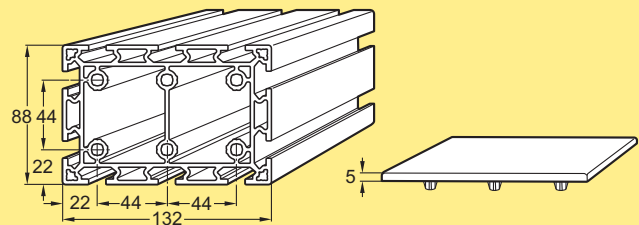
**XCBM 3x44x176**

**XCBL Lx44x176**

Beam weight: 7,11 kg/m

End cap: Use XCBE 44x88 (2)

### Support beam 88x132



Beam 88 mm × 132 mm

Aluminium, anodized

Length 3 m (3030 ±5 mm)

Length to order (30- 3000 mm)

**XCBM 3x88x132**

**XCBL Lx88x132**

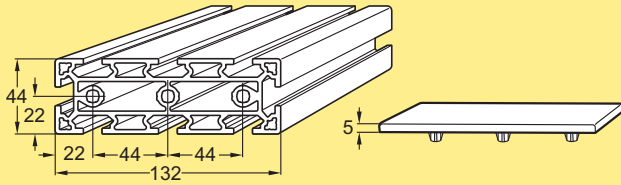
End cap, polyamide

**XCBE 88x132 A\***

Beam weight: 8,01 kg/m

\*Note. Must be ordered in multiples of 10

**Support beam 44x132**

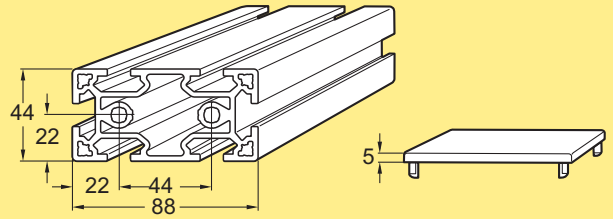


Beam 44 mm x 132 mm  
 Aluminium, anodized  
 Length 3 m (3030 ±5 mm) **XCBM 3x44x132**  
 Length to order (30- 3000 mm) **XCBM Lx44x132**

End cap, polyamide **XCBE 44x132 A\***

Beam weight: 5,34 kg/m  
 \*Note. Must be ordered in multiples of 10

**Support beam 44x88**

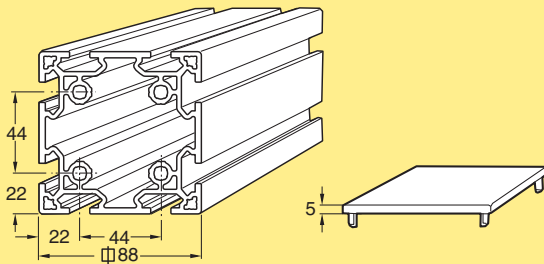


Beam 44 mm x 88 mm  
 Aluminium, anodized  
 Length 3 m (3030 ±5 mm) **XCBM 3x44x88**  
 Length to order (30- 3000 mm) **XCBM Lx44x88**

End cap, polyamide **XCBE 44x88\***

Beam weight: 3,54 kg/m  
 \*Note. Must be ordered in multiples of 10

**Support beam 88x88**

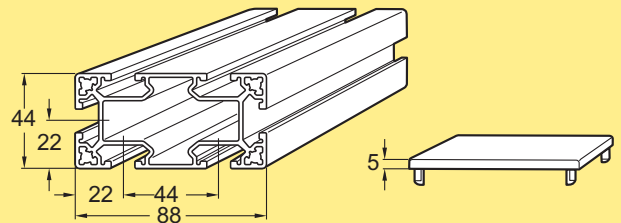


Beam 88 mm x 88 mm  
 Aluminium, anodized  
 Length 3 m (3030 ±5 mm) **XCBL 3x88**  
 Length to order (30- 3000 mm) **XCBL Lx88**

End cap, polyamide **XCBE 88\***

Beam weight: 5,27 kg/m  
 \*Note. Must be ordered in multiples of 10

**Support beam 44x88, lightweight**

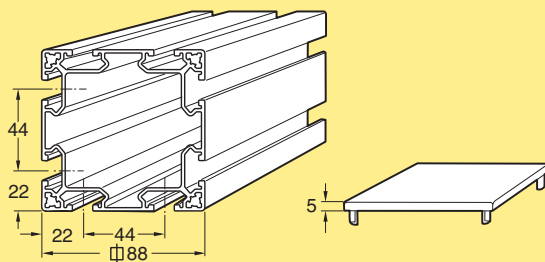


Beam 44 mm x 88 mm  
 Lightweight design  
 Aluminium, anodized  
 Length 3 m (3030 ±5 mm) **XCBL 3x44x88**  
 Length to order (30- 3000 mm) **XCBL Lx44x88**

End cap, polyamide **XCBE 44x88\***

Beam weight: 2,39 kg/m  
 \*Note. Must be ordered in multiples of 10

**Support beam 88x88, lightweight**

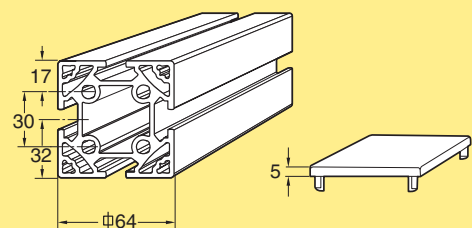


Beam 88 mm x 88 mm  
 Lightweight design  
 Aluminium, anodized  
 Length 3 m (3030 ±5 mm) **XCBL 3x88**  
 Length to order (30- 3000 mm) **XCBL Lx88**

End cap, polyamide **XCBE 88\***

Beam weight: 3,18 kg/m  
 \*Note. Must be ordered in multiples of 10

**Support beam 64x64**

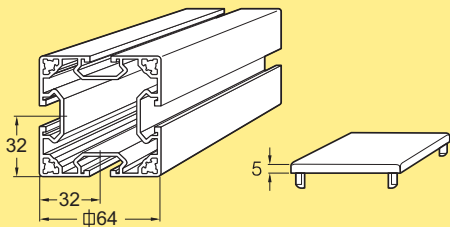


Support beam 64 mm x 64 mm  
 Aluminium, anodized  
 Length 3 m (3030 ±5 mm) **XCBL 3x64**  
 Length to order (30- 3000 mm) **XCBL Lx64**

End cap, polyamide **XCBE 64\***

Beam weight: 4,27 kg/m  
 \*Note. Must be ordered in multiples of 10

## Support beam 64×64, lightweight



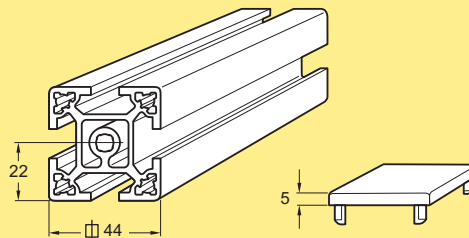
Support beam 64 mm × 64 mm  
 Lightweight design  
 Aluminium, anodized  
 Length 3 m (3030 ±5 mm) **XCBL 3×64**  
 Length to order (30- 3000 mm) **XCBL L×64**

End cap, polyamide **XCBE 64\***

Beam weight: 2,29 kg/m

\*Note. Must be ordered in multiples of 10

## Support beam 44×44



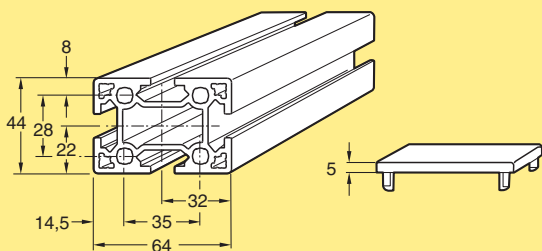
Support beam 44 mm × 44 mm  
 Aluminium, anodized  
 Length 3 m (3030 ±5 mm) **XCBL 3×44**  
 Length to order (30- 3000 mm) **XCBL L×44**

End cap, polyamide **XCBE 44\***

Beam weight: 2,07 kg/m

\*Note. Must be ordered in multiples of 10

## Support beam 44×64



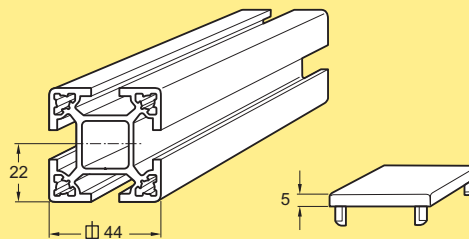
Support beam 44 mm × 64 mm  
 Aluminium, anodized  
 Length 3 m (3030 ±5 mm) **XCBL 3×44×64**  
 Length to order (30- 3000 mm) **XCBL L×44×64**

End cap, polyamide **XCBE 44×64\***

Beam weight: 2,84 kg/m

\*Note. Must be ordered in multiples of 10

## Support beam 44×44, lightweight



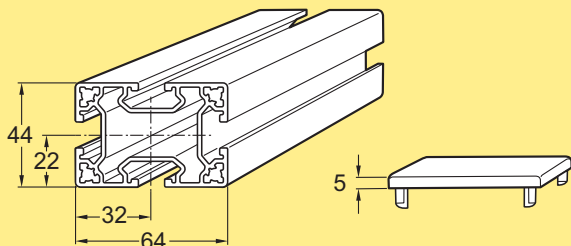
Support beam 44 mm × 44 mm  
 Lightweight design  
 Aluminium, anodized  
 Length 3 m (3030 ±5 mm) **XCBL 3×44**  
 Length to order (30- 3000 mm) **XCBL L×44**

End cap, polyamide **XCBE 44\***

Beam weight: 1,59 kg/m

\*Note. Must be ordered in multiples of 10

## Support beam 44×64, lightweight



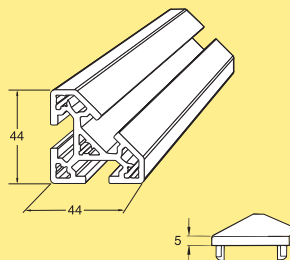
Support beam 44 mm × 64 mm  
 Lightweight design  
 Aluminium, anodized  
 Length 3 m (3030 ±5 mm) **XCBL 3×44×64**  
 Length to order (30- 3000 mm) **XCBL L×44×64**

End cap, polyamide **XCBE 44×64\***

Beam weight: 1,96 kg/m

\*Note. Must be ordered in multiples of 10

## Support beam, 45°



Support beam, 45°  
 Aluminium, anodized  
 Length 3 m (3030 ±5 mm) **XCBA 3×44**  
 Length to order (30- 3000 mm) **XCBA L×44**

End cap, polyamide **XCBE 44 A\***

Beam weight: 1,55 kg/m

\*Note. Must be ordered in multiples of 10

## Beams for enclosures

FlexLink beams for enclosures: see page 325.

Small beams

X45

**Small beam 15x44**

Small beam 15 mm x 44 mm  
 Lightweight design  
 Aluminium, anodized  
 Length 3 m (3030 ±5 mm) **XCBL 3x15x44**  
 Length to order (30- 3000 mm) **XCBL Lx15x44**

End cap, polyamide **XCBE 15x44\***

*Beam weight: 0,88 kg/m*  
*\*Note. Must be ordered in multiples of 10*

XS

XL

XLP

X85

X85P

XH

XK

XKP

**Small beam 24x34**

Small beam 24 mm x 34 mm  
 Aluminium, anodized  
 Length 3 m (3030 ±5 mm) **XCBB 3x24x34**  
 Length to order (30- 3000 mm) **XCBB Lx24x34**

End cap, polyamide **XCBE 24x34\***

*Beam weight: 0,83 kg/m*  
*\*Note. Must be ordered in multiples of 10*

XB

GR

CS

XT

**XC**

XF

XD

FST

**Small beam 24x44**

Small beam 24 mm x 44 mm  
 Aluminium, anodized  
 Length 3 m (3030 ±5 mm) **XCBB 3x24x44**  
 Length to order (30- 3000 mm) **XCBB Lx24x44**

End cap, polyamide **XCBE 24x44\***

*Beam weight: 1,02 kg/m*  
*\*Note. Must be ordered in multiples of 10*

XTM

XLX

XXM

Beam accessories XC

GRX

**Cover strip, aluminium**

Cover strip  
 Length 2 m  
 Aluminium, anodized **XCAC 2**

CSX

ELV

CTL

TR

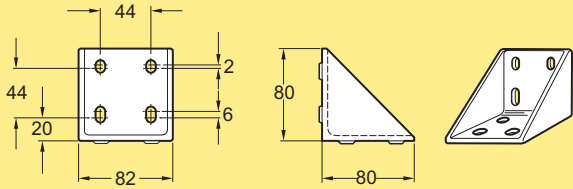
APX

IDX

**Cover strip, PVC**

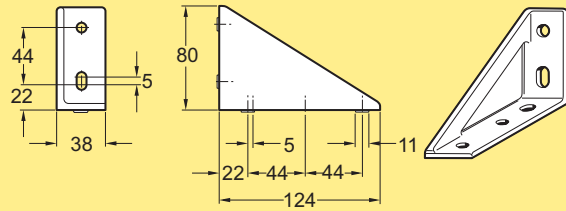
Cover strip  
 Length 3 m  
 Polyvinyl chloride **XCAC 3 P**

## Angle bracket, die-cast, 80×80×82



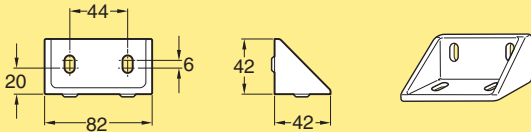
Angle bracket  
Aluminium, die-cast **XCFA 88 A**  
Mounting: M6S 8×16 (8), BRB 8,4×16 (8), XCAN 8 (8)

## Angle bracket, die-cast, 124×80×38



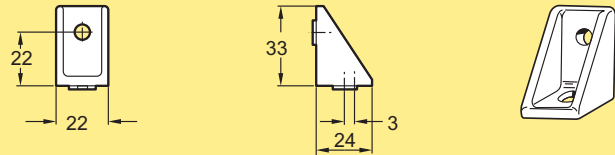
Angle bracket  
Aluminium, die-cast **XLFA 44 D**  
Mounting: M6S 8×16 (5), BRB 8,4×16 (5), XCAN 8 (5)

## Angle bracket, die-cast, 42×42×82



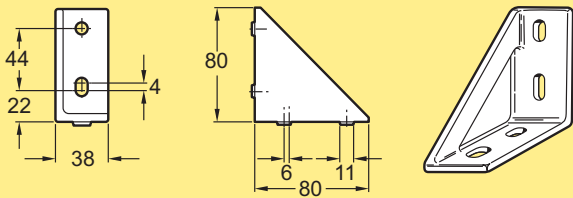
Angle bracket (10 pcs)  
Aluminium, die-cast **XMFA 84 B**  
Mounting: M6S 8×16 (4), BRB 8,4×16 (4), XCAN 8 (4)

## Angle bracket, die-cast, 24×33×22



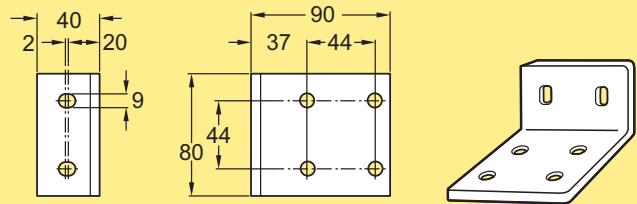
Angle bracket (10 pcs)  
Aluminium, die-cast **XLFA 24**  
Mounting: MC6S 6×14 (2), BRB 6,4×12 (2), XCAN 6 (2)

## Angle bracket, die-cast, 80×80×38



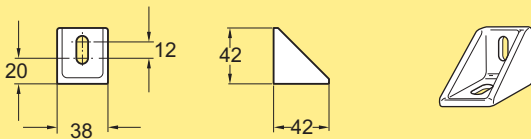
Angle bracket  
Aluminium, die-cast **XCFA 44 A**  
Mounting: M6S 8×16 (4), BRB 8,4×16 (4), XCAN 8 (4)

## Angle bracket, extruded, 90×40×80



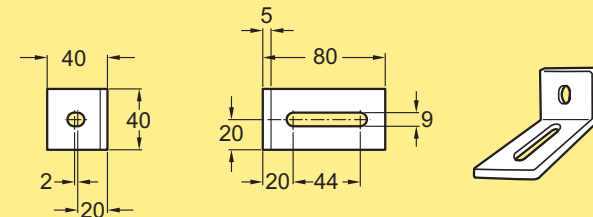
Angle bracket  
Aluminium, anodized **XMFA 84**  
Mounting: M6S 8×16 (6), BRB 8,4×16 (6), XCAN 8 (6)

## Angle bracket, die-cast, 42×42×38



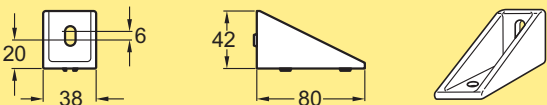
Angle bracket  
Aluminium, die-cast **XCFA 44 B**  
Mounting: M6S 8×16 (2), BRB 8,4×16 (2), XCAN 8 (2)

## Angle bracket, extruded, 80×40×40



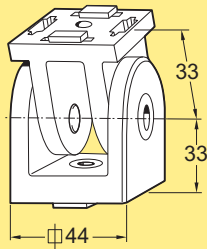
Angle bracket  
Aluminium, anodized **XLFA 44**  
Mounting: M6S 8×16 (2), BRB 8,4×16 (2), XCAN 8 (2)

## Angle bracket, die-cast, 80×42×38



Angle bracket (10 pcs)  
Aluminium, die-cast **XLFA 44 C**  
Mounting: M6S 8×16 (3), BRB 8,4×16 (3), XCAN 8 (3)

**Stay bracket, adjustable**

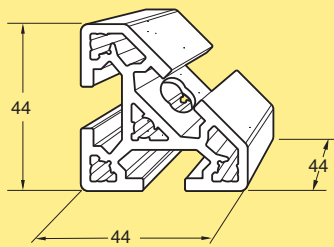


Stay bracket, including reversible guide lugs  
Zinc, die-cast

**XCFJ 44 F**

Mounting: MLC6S 8x14 (2), XCAN 8 (2) (beam side) or MLC6S 8x30 (2) (beam end)

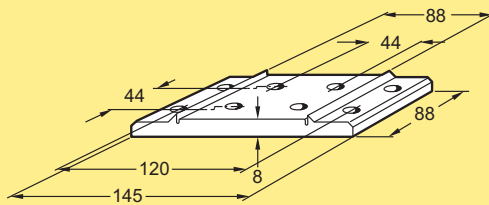
**Stay bracket, fixed, 45°**



Stay bracket, 45°  
Aluminium, anodized

**XCAB 44**

**Mounting plate 88x145**

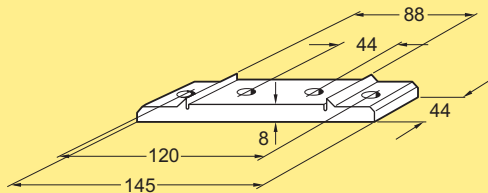


Mounting plate  
Aluminium, anodized

**XCFB 88**

For use with 88x88 mm XCBM beams.  
Mounting: M6S 8x18 (4), BRB 8,4x16 (4), XCAN 8 (4), MF6S 8x30 (4).

**Mounting plate 44x145**

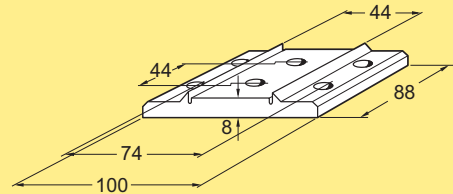


Mounting plate  
Aluminium, anodized

**XCFB 44x88 A**

For use with 44x88 mm XCBM beams.  
Mounting: M6S 8x18 (2), BRB 8,4x16 (2), XCAN 8 (2), MF6S 8x30 (2).

**Mounting plate 88x100**

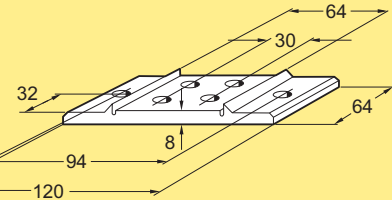


Mounting plate  
Aluminium, anodized

**XCFB 44x88 B**

For use with 44x88 mm XCBM beams.  
Mounting: M6S 8x18 (4), BRB 8,4x16 (4), XCAN 8 (4) + MF6S 8x30 (2). Cannot be used with XCBL beams.

**Mounting plate 64x120**

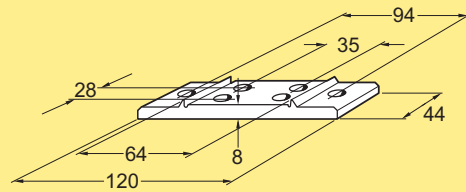


Mounting plate  
Aluminium, anodized

**XCFB 64 A**

For use with 64x64 mm XCBM beams.  
Mounting: M6S 8x18 (2), BRB 8,4x16 (2), XCAN 8 (2) + MF6S 8x30 (4). Cannot be used with XCBL beams.

**Mounting plate 44x120**

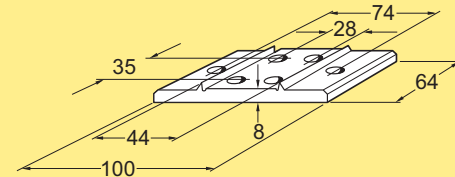


Mounting plate  
Aluminium, anodized

**XCFB 44x64 A**

For use with 44x64 mm XCBM beams.  
Mounting: M6S 8x18 (2), BRB 8,4x16 (2), XCAN 8 (2) + MF6S 8x30 (4). Cannot be used with XCBL beams.

**Mounting plate 64x100**



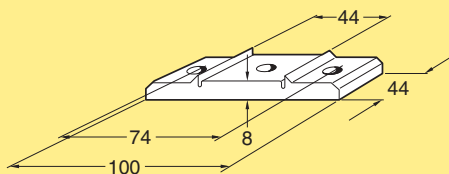
Mounting plate  
Aluminium, anodized

**XCFB 44x64 B**

For use with 44x64 mm XCBM beams.  
Mounting: M6S 8x18 (2), BRB 8,4x16 (2), XCAN 8 (2) + MF6S 8x30 (4).

X45  
XS  
XL  
XLP  
X85  
X85P  
XH  
XK  
XKP  
XB  
GR  
CS  
XT  
XC  
XF  
XD  
FST  
XMY  
XLX  
XMX  
GRX  
CSX  
ELV  
CTL  
TR  
APX  
IDX

## Mounting plate 44x100



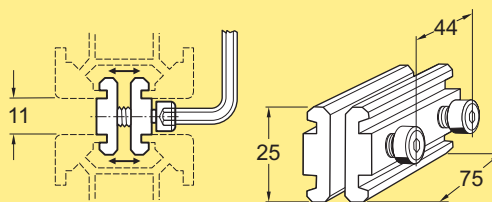
Mounting plate

Aluminium, anodized

**XCFB 44**

For use with 44x44 mm beams (not XCBL 3/6/Lx44).  
Mounting: M6S 8x18 (2), BRB 8,4x16 (2), XCAN 8 (2)  
+ MF6S 8x30 (1).

## Parallel connector



Parallel connector assembly

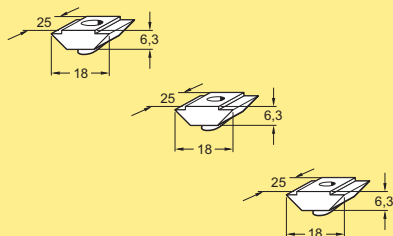
Length 75 mm

Aluminium, anodized

**XCFP 75**

Connector for connecting beams T-slot to T-slot

## T-slot nut for System XC T-slot



T-slot nut for XC

Steel, zinc-chromated

M5

**XCAN 5\***

M5, multipack (250 pcs)

**5056129**

M6

**XCAN 6\***

M6, multipack (250 pcs)

**5056128**

M8

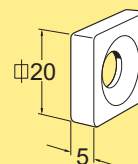
**XCAN 8\***

M8, multipack (250 pcs)

**5056127**

\*Note. Must be ordered in multiples of 10

## T-slot washer kit



T-slot washer kit

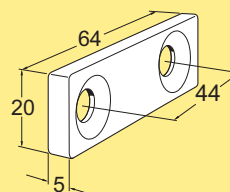
Steel, electro-zinc-plated

**XCAQ 20 CA**

The kit contains 1 T-slot washer, 1 cap (for  $\varnothing 10$  mm hole).

Note. Must be ordered in multiples of 10

## T-slot washer strip kit



T-slot washer strip kit

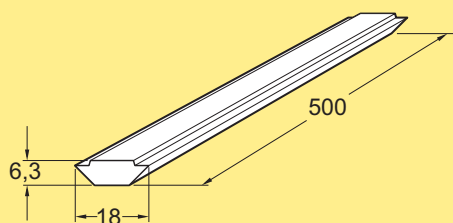
Length 64 mm

Steel, electro-zinc-plated

**XCAQ 20x64 CA**

The kit contains 1 T-slot washer strip, 2 caps (for  $\varnothing 10$  mm hole)

## Nut profile for T-slot



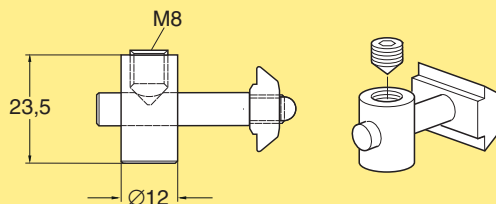
Nut profile for T-slot

Length 500 mm

Aluminium

**XCAP 500**

## T-slot connector

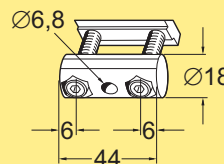


T-slot connector (10 pcs)

Steel, electro-zinc-plated

**XCEC 12**

## Fastener yoke 44 mm



Fastener yoke assembly

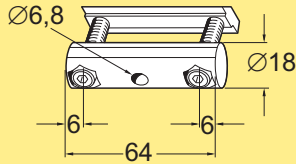
Length 44 mm

Zinc, die-cast

**XCAF 44**



**Fastener yoke 64 mm**



Fastener yoke assembly  
Length 64 mm  
Zinc, die-cast

**XCAF 64**

X45

XS

XL

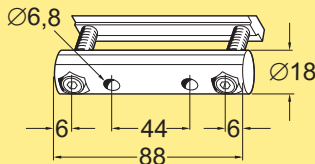
XLP

X85

X85P

XH

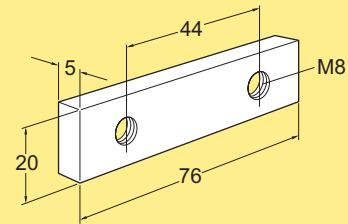
**Fastener yoke 88 mm**



Fastener yoke assembly  
Length 88 mm  
Zinc, die-cast

**XCAF 88**

**Connecting strip 76 mm**



Connecting strip, M8 threads  
Length 76 mm  
Steel, electro-zinc-plated **XLCJ 5x76**

*Must be ordered in multiples of 10*

XK

XKP

XB

GR

CS

XT

**XC**

XF

XD

FST

XT

XLX

XT

GRX

CSX

ELV

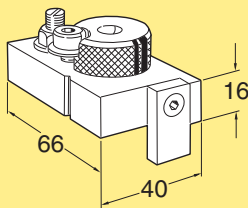
CTL

TR

APX

IDX

**Drill fixture for fastener yokes and T-slot washer**

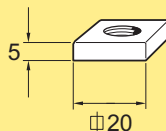


Drill fixture  
Steel, black chromated **XCAD 10/18**

Drill insert  $\varnothing 12,2$  mm **18x16 12,2**

*The drill fixture is used for fastener yokes ( $\varnothing 18,25$  mm) and for the T-slot washer ( $\varnothing 10$  mm)*

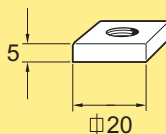
**Square nut M6**



Square nut, M6 thread  
Steel, electro-zinc-plated **XLAQ 6**

*Note. Must be ordered in multiples of 50*

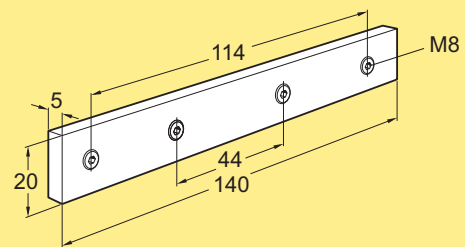
**Square nut M8**



Square nut, M8 thread  
Steel, electro-zinc-plated **XLAQ 8**

*Note. Must be ordered in multiples of 50*

**Connecting strip 140 mm**

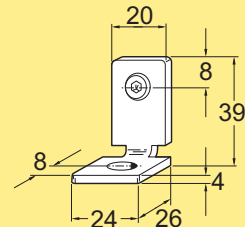


Connecting strip  
Length 140 mm  
Steel, electro-zinc-plated **XLCJ 5x140**

*Must be ordered in multiples of 10*

*Including M8 set screws*

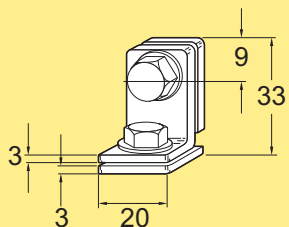
**Inner fitting 90°**



Inner fitting 90°  
Steel, electro-zinc-plated **XMRX 20 A\***

*Mounting: M6S 8x14 (1), BRB 8,4x16 (1), XCAN 8 (1)  
\*Note. Must be ordered in multiples of 10  
Including set screw*

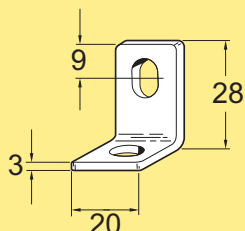
**Inner fitting 90°, double**



Inner fitting 90°, double  
Steel, electro-zinc-plated **XMRY 20**

*Note. Must be ordered in multiples of 10  
Including screws*

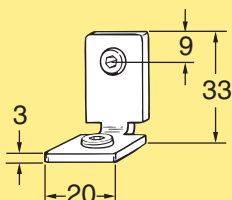
**Inner fitting 90°**



Inner fitting 90°  
Steel, electro-zinc-plated **XMRY 20 A\***

*Mounting: M6S 8x14 (2), BRB 8,4x16 (2), XCAN 8 (2)  
\*Note. Must be ordered in multiples of 10*

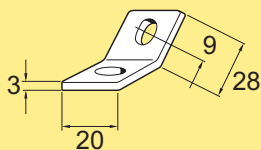
**Inner fitting 90°**



Inner fitting 90°  
Steel, electro-zinc-plated **XMRY 20 B**

*Note. Must be ordered in multiples of 10  
Including set screws*

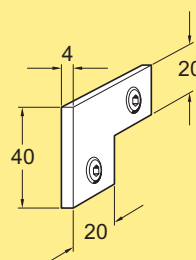
**Inner fitting 45°**



Inner fitting 45°  
Steel, electro-zinc-plated **XMRY 20x45 A\***

*Mounting: M6S 8x14 (2), BRB 8,4x16 (2), XCAN 8 (2)  
\*Note. Must be ordered in multiples of 10*

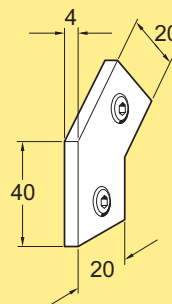
**Corner fitting 90°**



Corner fitting 90°  
Steel, electro-zinc-plated **XMRW 20**

*Note. Must be ordered in multiples of 10  
Including set screws*

**Corner fitting 45°**



Corner fitting 45°  
Steel, electro-zinc-plated **XMRW 20x45**

*Note. Must be ordered in multiples of 10  
Including set screws*

**Foot 44x130**

Foot for beam XCBM/XCBL ...x44  
Aluminium, die-cast **XCFF 44x130**  
Including fastener kit  
Maximum bending moment 250 Nm

**Foot plate for beam 88x88**

Foot plate for beam XCBM/XCBL ...x88  
Aluminium, anodized **XCFB 88 F**  
Mounting: MF6S 8x30 (4) or MF6S 6x30 (4).  
Maximum bending moment 200 Nm

**Adjustable foot M8**

Adjustable foot  
Steel, electro-zinc-plated  
M8 thread **XLFS 8**  
Including nut. Maximum vertical load 400 N  
Mounting: XCFE 44 M8

**Foot 64x210**

Foot for beam XCBM/XCBL ...x64  
Aluminium, die-cast **XCFF 64x210**  
Including fastener kit  
Maximum bending moment 750 Nm

**Foot 88x260**

Foot for beam XCBM/XCBL ...x88  
Aluminium, die-cast **XCFF 88x260**  
Including fastener kit  
Maximum bending moment 1500 Nm

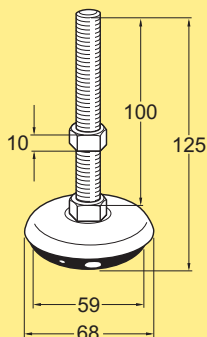
**Adjustable foot, polyamide, M8**

Adjustable foot  
PA + steel, electro-zinc-plated  
M8 thread **XCFS 8x40x43**  
Maximum vertical load 12000 N  
Mounting: XCFE 44 M8

**Foot plate for beam 44x44**

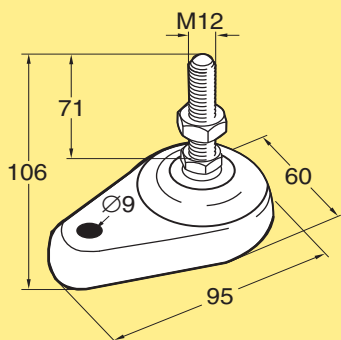
Foot plate for beam XCBM/XCBL ...x44  
Aluminium, anodized **XCFB 44 F**  
Mounting: MF6S 8x30 (1) or MF6S 6x30 (4).  
Maximum bending moment 50 Nm

**Adjustable foot M12**



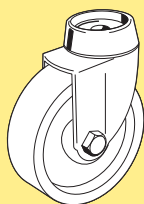
Adjustable foot  
Steel, electro-zinc-plated  
M12 thread **XCFS 12x68**  
Including nut. Maximum vertical load 2500 N  
Mounting: XCFE .. M12.

**Adjustable foot, polyamide, M12**



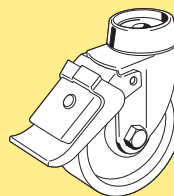
Adjustable foot  
PA + steel, electro-zinc-plated  
M12 thread **XCFS 12x60x71**  
Including nut. Maximum vertical load 15000 N  
Mounting: XCFE .. M12.

**Guide roller**



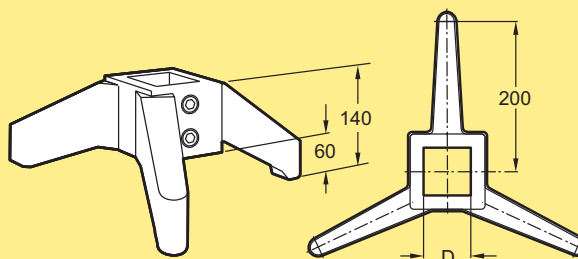
Guide roller  
Steel, electro-zinc-plated **XCAG 80 A**  
Mounting: XCAN 8 or XCFE .. M12  
Maximum vertical load 600 N  
Including fastener kit

**Guide roller with multistop brake**



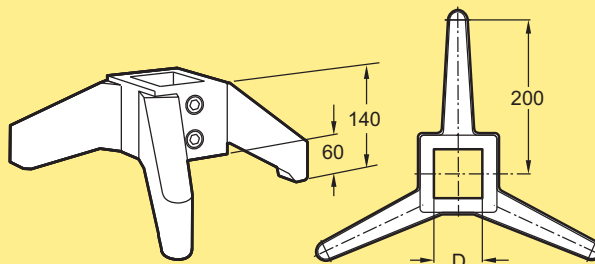
Guide roller with multistop brake  
Steel, electro-zinc-plated **XCAG 80 BA**  
Mounting: XCAN 8 or XCFE .. M12  
Maximum vertical load 600 N  
Including fastener kit

**Three-point foot for XC beam**



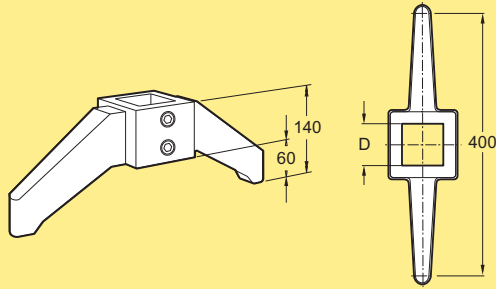
Three-point foot for XC.. 64 beam  
D=64 mm  
Polyamide, glass-fibre reinforced. **XEFG 64 T**  
Maximum vertical load 800 N  
Including screws and clamps

**Three-point foot for XEFU 500**



Three-point foot for XEFU 500  
D=70 mm  
Polyamide, glass-fibre reinforced **XEFG 70 T**  
Maximum vertical load 800 N  
Including screws and clamps

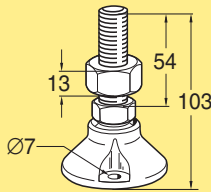
**Two-point foot for XC beam**



Two-point foot for XC.. 64 beam  
 D= 64 mm  
 Polyamide, glass-fibre reinforced **XEFG 64 D**

*Maximum vertical load 800 N  
 Including screws and clamps*

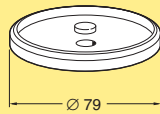
**Adjustable foot for XEFG**



Adjustable foot for XEFG 64/70 T/D  
 Polyamide, glass-fibre reinforced **XLFS 20 P**

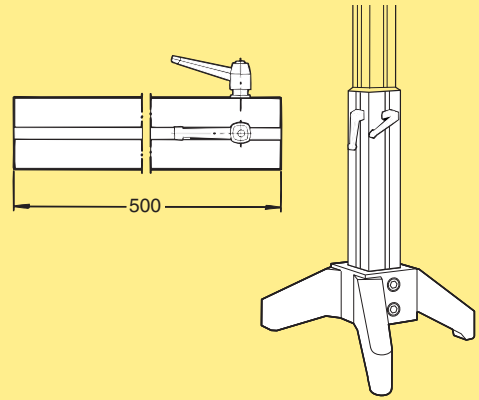
*With ball joint and M20 locking nut.  
 Maximum vertical load 500 N*

**Vibration absorber**



Vibration absorber for XLFS 20 P  
 (10 pcs)  
 Thermoplastic polyester **XLFJ 69**

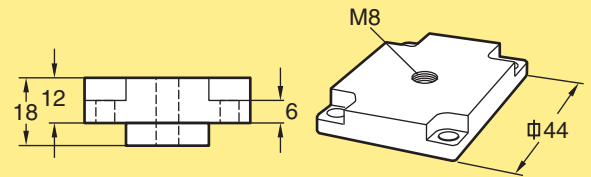
**Height adjustment assembly**



Height adjustment assembly for  
 XEFG 70 T  
 Length 500 mm  
 Aluminium, anodized **XEFU 500**

*Square section tube. Including locking levers*

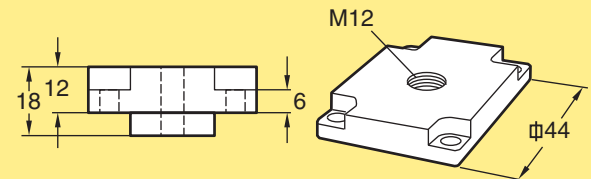
**End plate for beam 44x44 M8**



End plate for beam XCBL ...x44  
 M8 thread  
 Zinc, die-cast **XCFE 44 M8**

*Mounting: MC6S 6x30 (4)*

**End plate for beam 44x44, M12 thread**



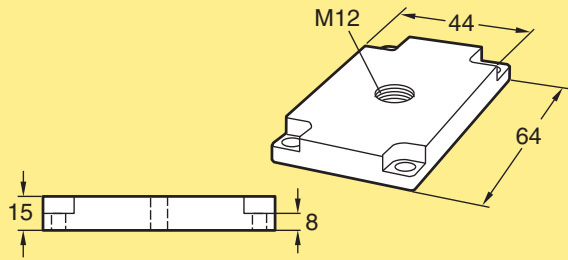
End plate for beam XCBL ...x44  
 M12 thread  
 Zinc, die-cast **XCFE 44 M12**

*Mounting: MC6S 6x30 (4)*

- X45
- XS
- XL
- XLP
- X85
- X85P
- XH
- XK
- XKP
- XB
- GR
- CS
- XT
- XC**
- XF
- XD
- FST
- XYM
- XLX
- XXM
- GRX
- CSX
- ELV
- CTL
- TR
- APX
- IDX

## Feet XC (continued)

### End plate for beam 44×64

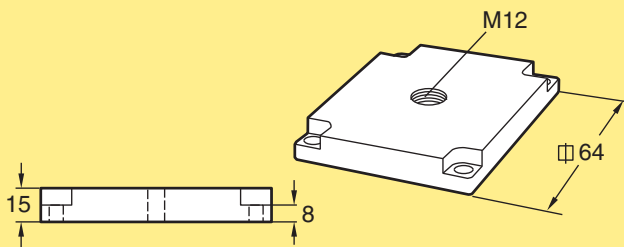


End plate for beam  
XCBL/XCBM ...x44x64  
M12 thread  
Zinc, die-cast

**XCFE 44x64 M12A**

Mounting: MC6S 6x30 (4)

### End plate for beam 64×64

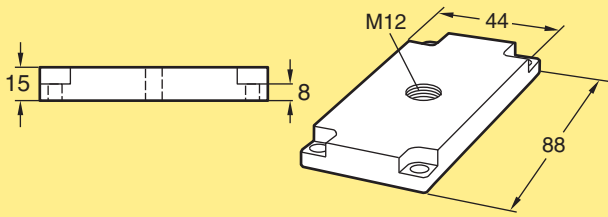


End plate for beam  
XCBL/XCBM ...x64  
M12 thread  
Zinc, die-cast

**XCFE 64 M12A**

Mounting: MC6S 6x30 (4)

**End plate for beam 44x88**

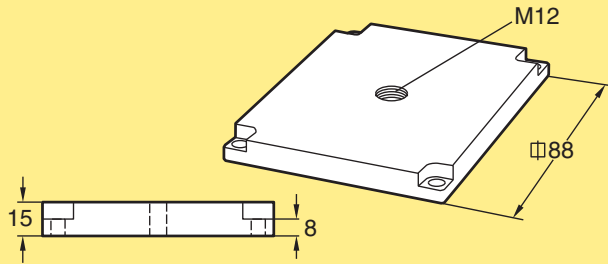


End plate for beam  
XCBL/XCBM ...x44x88  
M12 thread  
Zinc, die-cast

**XCFE 44x88 M12A**

Mounting: MC6S 6x30 (4)

**End plate for beam 88x88**

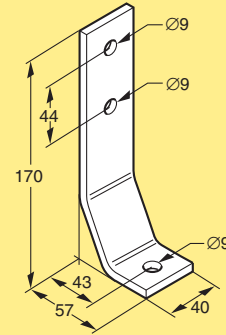


End plate for beam  
XCBL/XCBM ...x88  
M12 thread  
Zinc, die-cast

**XCFE 88 M12A**

Mounting: MC6S 6x30 (4)

**Floor attachment bracket**



Floor attachment bracket  
Stainless steel

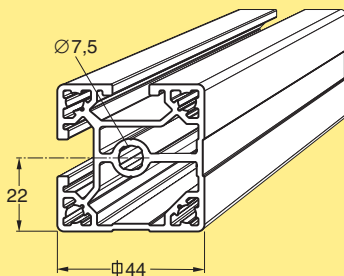
**XCFA 170 S**

Including the necessary mounting hardware

- X45
- XS
- XL
- XLP
- X85
- X85P
- XH
- XK
- XKP
- XB
- GR
- CS
- XT
- XC**
- XF
- XD
- FST
- XYM
- XLX
- XXM
- GRX
- CSX
- ELV
- CTL
- TR
- APX
- IDX

**Enclosure components XC**

**Enclosure beam 44x44, two adjacent T-slots**



Enclosure beam 44 mm x 44 mm  
with two adjacent T-slots  
Lightweight design  
Aluminium, anodized  
Length 3 m (3030 ±5 mm)  
Length to order (30- 3000 mm)

**XCBL 3x44 T2**  
**XCBL Lx44 T2**

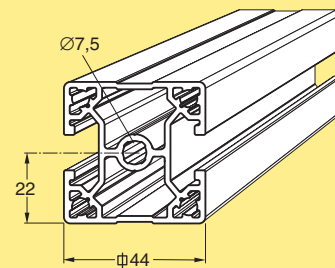
End cap, polyamide

**XCBE 44\***

Beam weight: 1,66 kg/m

\*Note. Must be ordered in multiples of 10

**Enclosure beam 44x44, two opposite T-slots**



Enclosure beam 44 mm x 44 mm with two opposite T-slots  
Lightweight design  
Aluminium, anodized  
Length 3 m (3030 ±5 mm)  
Length to order (30- 3000 mm)

**XCBL 3x44 T2A**  
**XCBL Lx44 T2A**

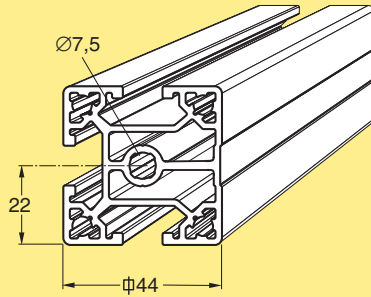
End cap, polyamide

**XCBE 44\***

Beam weight: 1,61 kg/m

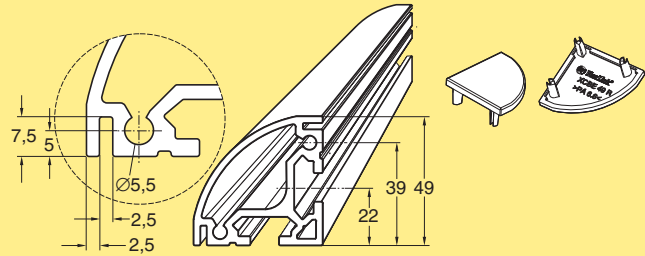
\*Note. Must be ordered in multiples of 10

**Enclosure beam 44x44, three T-slots**



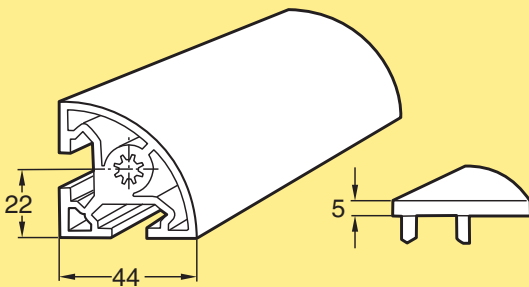
Enclosure beam 44 mm x 44 mm with three T-slots  
 Lightweight design  
 Aluminium, anodized  
 Length 3 m (3030 ±5 mm) **XCBL 3x44 T3**  
 Length to order (30- 3000 mm) **XCBL Lx44 T3**  
 End cap, polyamide **XCBE 44\***  
 Beam weight: 1,76 kg/m  
 \*Note. Must be ordered in multiples of 10

**Corner beam**



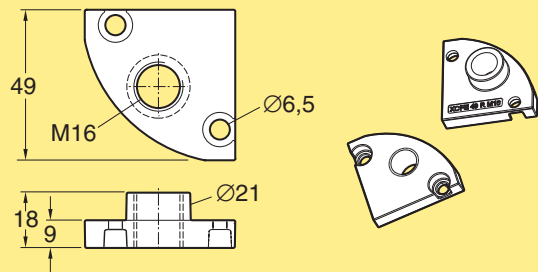
Enclosure beam 49 mm x 49 mm  
 Corner profile with slot for 2 mm panel  
 Aluminium, anodized  
 Length 3 m (3030 ±5 mm) **XCBR 3x49**  
 Length to order (30- 3000 mm) **XCBR Lx49**  
 End cap, polyamide **XCBE 49 R\***  
 Beam weight: 1,77 kg/m  
 \*Note. Must be ordered in multiples of 10  
 Matching enclosure profile: XCEP ..x6x44 (see below).

**Corner beam**



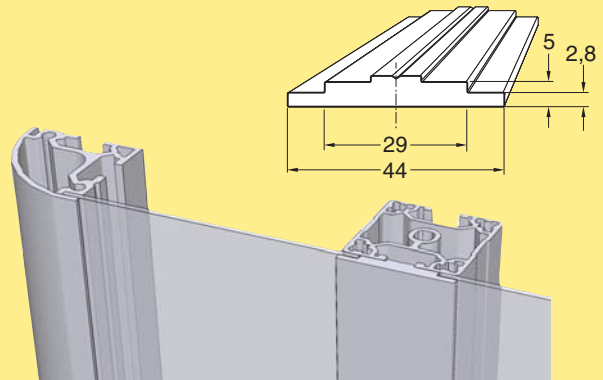
Enclosure beam 44 mm x 44 mm  
 Corner profile  
 Aluminium, anodized  
 Length 3 m (3030 ±5 mm) **XCBR 3x44**  
 Length to order (30- 3000 mm) **XCBR Lx44**  
 End cap, polyamide **XCBE 44 R\***  
 Beam weight: 1,91 kg/m  
 \*Note. Must be ordered in multiples of 10

**End plate for corner beam XCBR ..x49**



End plate  
 Zinc, die-cast **XCFE 49 R M16**  
 Mounting to beam end: MC6S 6x30 (2)

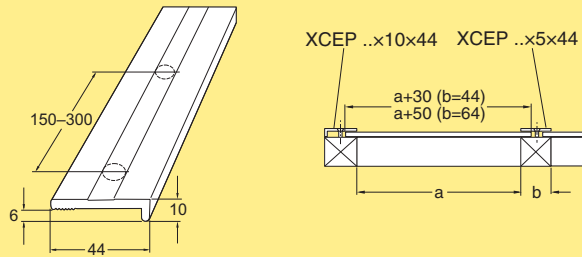
**Enclosure profile**



Profile for 2 mm enclosure panels  
 Aluminium, anodized  
 Length 3 m (3030 ±5 mm) **XCEP 3x6x44**  
 Length to order (30- 3000 mm) **XCEP Lx6x44**  
 Mounting: MF6S 6x14, XCAN 6.  
 Holes (Ø6,5 mm) must be drilled in the profile.



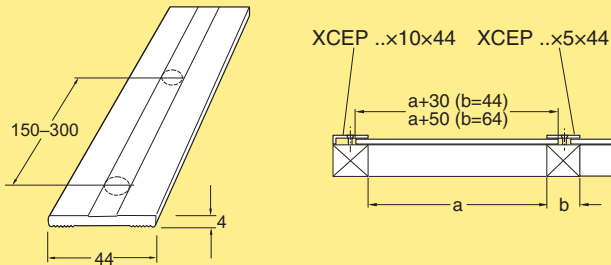
**Enclosure profile, edge**



Profile for enclosures  
 Aluminium, anodized **XCEP 3x10x44**  
 Edge profile, Length 3 m (3030 ±5 mm)  
 Edge profile, Length to order **XCEP Lx10x44** (30- 3000 mm)

*Mounting: MF6S 6x16 (for 6 mm panels) XCAN 6. Holes (Ø6,5 mm) must be drilled in the profile. For mounting panels and nets to all standard profiles with a minimum width of 44 mm.*

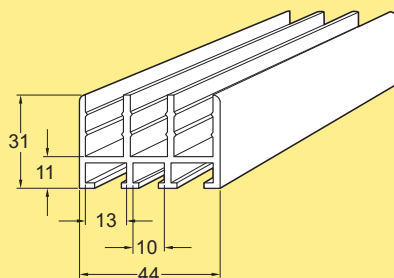
**Enclosure profile, inner**



Profile for enclosures  
 Aluminium, anodized **XCEP 3x5x44**  
 Inner profile, Length 3 m (3030 ±5 mm)  
 Inner profile, Length to order **XCEP Lx5x44** (30- 3000 mm)

*Mounting: MF6S 6x16 (for 6 mm panels) XCAN 6. Holes (Ø6,5 mm) must be drilled in the profile. For mounting panels and nets to all standard profiles with a minimum width of 44 mm.*

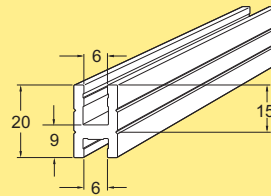
**Profile for sliding door**



Profile for sliding door  
 Aluminium, anodized  
 Length 3 m (3030 ±5 mm) **XLFL 3**  
 Length to order (30- 3000 mm) **XLFL L**

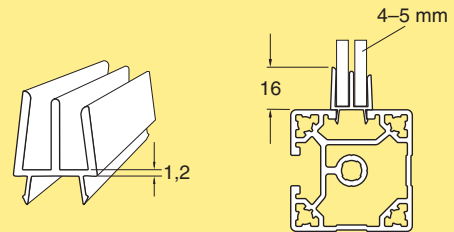
*Mounting: MLC6S 6x12, XCAN 6 (profile), or MC6S 6x14, BRB 6,4x12 and M6M 6 (angle bracket)*

**Slide strip for sliding doors**



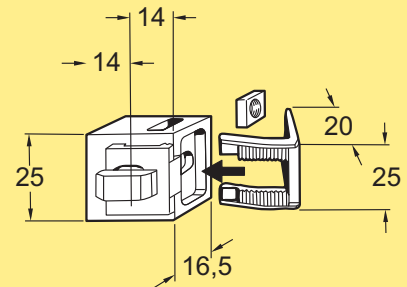
Slide strip for sliding doors  
 Length 3 m  
 Polyvinyl chloride **XLFR 3**

**Sliding door profile**



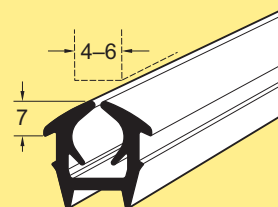
Sliding door profile  
 Length 3 m  
 Polyvinyl chloride, grey **XCET 3 D**

**Multiblock**



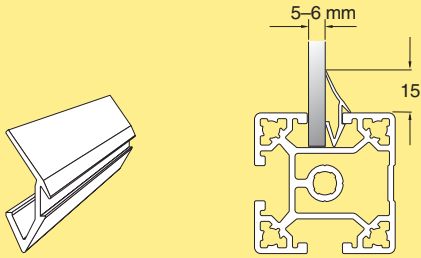
Multiblock, assembly (10 pcs)  
 Polyamide **XCAM 14**  
*Including polyamide clamp and M6 square nut*

**Rubber strip for panels**



Rubber strip for panels  
 Length 25 m  
 EPDM rubber, black **XCET 25**

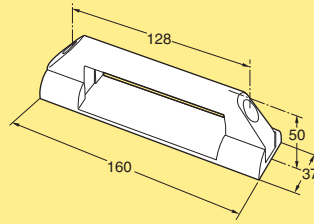
**Rim strip**



Rim strip  
Length 3 m  
Polyvinyl chloride, grey

**XCET 3 A**

**Handle assembly XC/XF, polyamide**

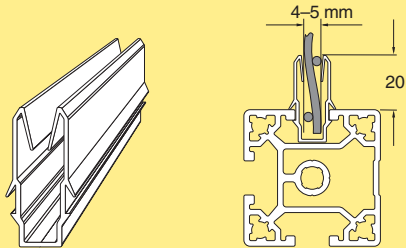


Handle assembly  
Polyamide

**XDEH 160**

Mounting: MC6S 5x20 (2), XCAN 5 (2)  
Including adapter plate for XC

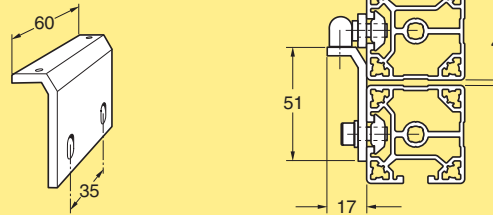
**Net strip**



Net strip  
Polyvinyl chloride, grey  
Length 3 m

**XCET 3 C**

**Ball latch lock kit XC-XC**

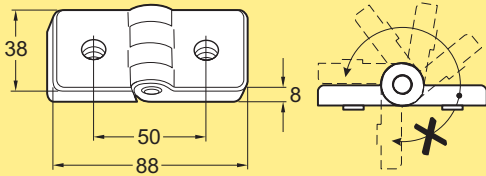


Ball latch lock kit  
Aluminium, anodized

**XCEL 60 B**

Including ball latch and the necessary mounting hardware

**Hinge**

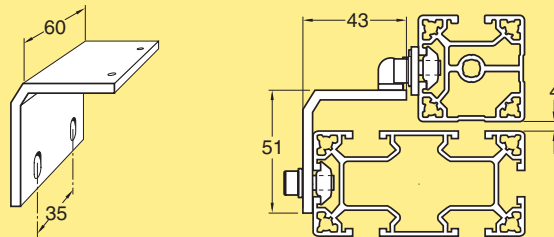


Hinge  
Polyamide

**XCAH 50**

Including rotatable guide lugs  
Mounting: MLC6S 6x12 (2), XCAN 6 (2)

**Ball latch lock kit XC-XC**

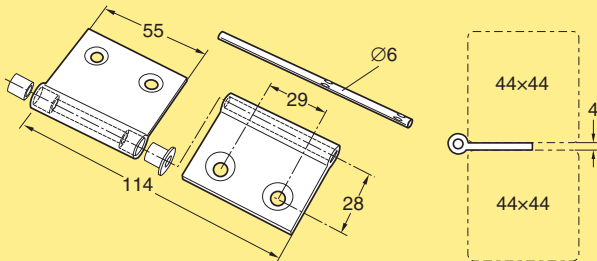


Ball latch lock kit  
Aluminium, anodized

**XCEL 60 BA**

Including ball latch and the necessary mounting hardware

**Hinge kit**



Hinge kit  
Aluminium, anodized

**XCAH 110 A**

Including the necessary mounting hardware

**Safety switch bracket kit XC-XC**

Safety switch bracket kit  
Aluminium, anodized **XFEL 60 WA**

*Including the necessary mounting hardware. For safety switches Schmersal AZ 15/16-B1 and Guardmaster Trojan 5. Safety switch is not included*

**Safety switch bracket kit XC-XC**

Safety switch bracket kit  
Aluminium, anodized **XCEL 60 WA**

*Including the necessary mounting hardware. For safety switches Schmersal AZ 15/16-B1 and Guardmaster Trojan 5. Safety switch is not included*

X45  
XS  
XL  
XLP  
X85  
X85P  
XH  
XK

**Enclosure components XC – conduit elements**

XKP

**Cable duct 22x22 mm**

Cable duct, 22 mm x 22 mm  
Aluminium, anodized  
Length 3 m (3030 ±5 mm) **XCCD 3x22**  
Length to order (30- 3000 mm) **XCCD Lx22**

**Cable duct 44x44 mm**

Cover for cable duct, 44 mm  
Aluminium, anodized  
Length 3 m (3030 ±5 mm) **XCCC 3x44**  
Length to order (30- 3000 mm) **XCCC Lx44**

Cable duct, 44 mm x 44 mm  
Aluminium, anodized  
Length 3 m (3030 ±5 mm) **XCCD 3x44**  
Length to order (30- 3000 mm) **XCCD Lx44**

**Cable duct 44x88 mm**

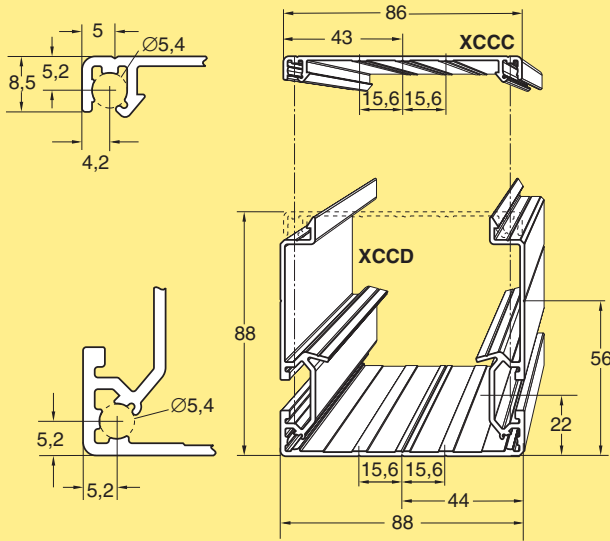
Cover for cable duct, 88 mm  
Aluminium, anodized  
Length 3 m (3030 ±5 mm) **XCCC 3x88**  
Length to order (30- 3000 mm) **XCCC Lx88**

Cable duct, 44 mm x 88 mm  
Aluminium, anodized  
Length 3 m (3030 ±5 mm) **XCCD 3x44x88**  
Length to order (30- 3000 mm) **XCCD Lx44x88**

XB  
GR  
CS  
XT  
XC  
XF  
XD  
FST  
XMY  
XLX  
XMX  
GRX  
CSX  
ELV  
CTL  
TR  
APX  
IDX

## Enclosure components XC – conduit elements (continued)

### Cable duct 88×88 mm



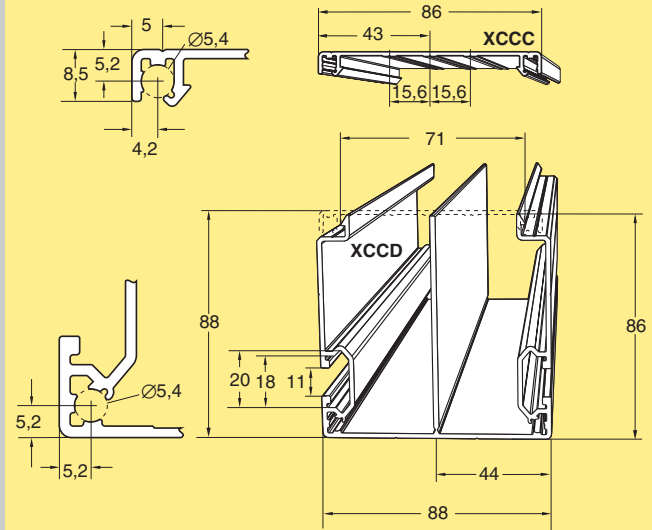
#### Cover for cable duct, 88 mm

Aluminium, anodized  
Length 3 m (3030 ±5 mm) **XCCC 3×88**  
Length to order (30- 3000 mm) **XCCC L×88**

#### Cable duct, 88 mm × 88 mm

Aluminium, anodized  
Length 3 m (3030 ±5 mm) **XCCD 3×88**  
Length to order (30- 3000 mm) **XCCD L×88**

### Cable duct with divider 88×88 mm



#### Cover for cable duct, 88 mm

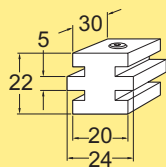
Aluminium, anodized  
Length 3 m (3030 ±5 mm) **XCCC 3×88**  
Length to order (30- 3000 mm) **XCCC L×88**

#### Cable duct with divider,

88 mm × 88 mm  
Aluminium, anodized  
Length 3 m (3030 ±5 mm) **XCCD 3×88 D**  
Length to order (30- 3000 mm) **XCCD L×88 D**

## Components for linear motion XC

### Sliding element for T-slot

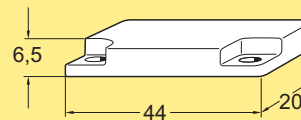


Sliding element for T-slot  
Ultra-high molecular weight  
polyethylene

**XCLB 20×30**

Including set screw

### End cap for guide profile



End cap for guide profile

XCLP ..×44

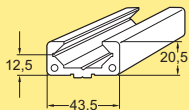
Polyamide

**XCBE 20×44\***

Mounting: MLC6S 5×10 (2)

\*Note. Must be ordered in multiples of 10

### Guide profile



Guide profile

Aluminium, anodized

Length 3 m (3030 ±5 mm)

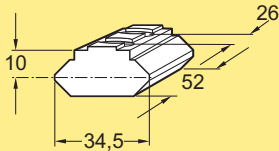
Length to order (30- 3000 mm)

**XCLP 3×44**

**XCLP L×44**

Mounting: MF6S 6×12, XCAN 6

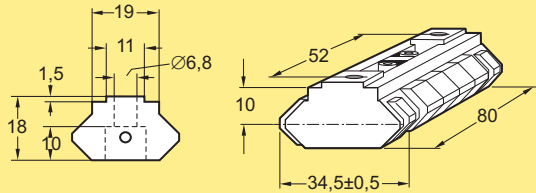
**Sliding element for guide profile, polyethylene**



Sliding element assembly for guide profile XCLP ..x44  
Ultra-high molecular weight polyethylene

**XCLE 34x52**

**Adjustable sliding element for guide profile**

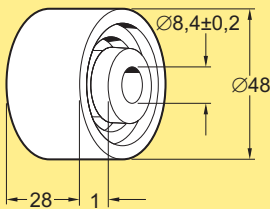


Sliding element assembly for guide profile XCLP ..x44  
Die-cast aluminium with ultra-high molecular weight polyethylene slide inserts.

**XCLE 34x80 A**

Can also be mounted with a suitable M6 screw from the outside and an M6M 6 nut

**Wheel, diameter 48 mm**

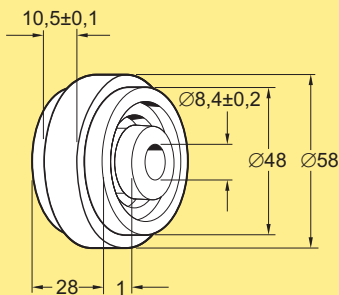


Wheel, diameter 48 mm  
Polyamide

**XCAW 48**

Mounting: M6S 8x30 (1), BRB 8,4x16 (1), XCAN 8 (1)  
Including bearing and spacer sleeve

**Guide wheel, diameter 48 mm**

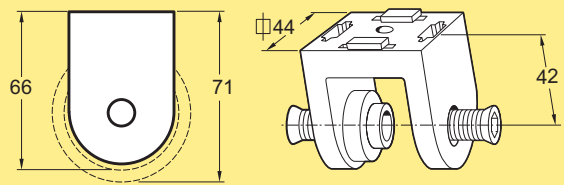


Guide wheel, diameter 48 mm  
Polyamide

**XCAW 48 G**

Mounting: M6S 8x30 (1), BRB 8,4x16 (1), XCAN 8 (1)  
Including bearing and spacer sleeve

**Wheel yoke**

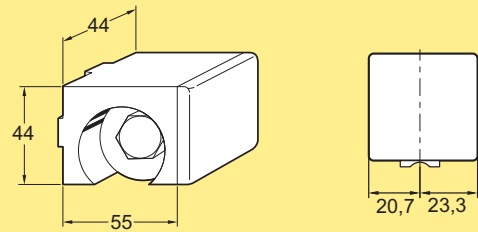


Wheel yoke  
Zinc, die-cast

**XCAV 44**

Mounting: MC6S 8x14 (1) and XCAN 8 (1) (beam side)  
or MC6S 8x30 (1) (beam end)  
Including guide lugs

**Bearing housing**

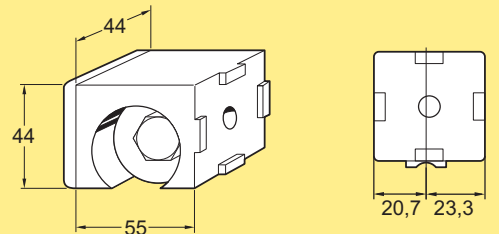


Bearing housing assembly  
Right-hand version  
Aluminium, anodized  
Centric bearing housing  
Eccentric bearing housing

**XCLU 10x44 R**  
**XCLU 10x44 RE**

Including runner and polyamide end cap

**Bearing housing**

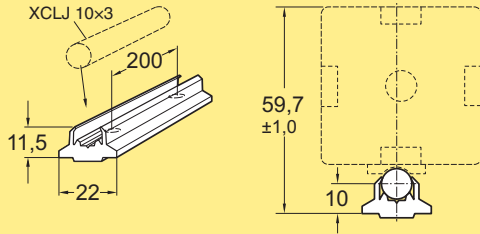


Bearing housing assembly  
Left-hand version  
Aluminium, anodized  
Centric bearing housing  
Eccentric bearing housing

**XCLU 10x44 L**  
**XCLU 10x44 LE**

Including runner and polyamide end cap

**Shaft support profile**



Shaft support profile

Aluminium, anodized

Length 3 m (3030 ± 5 mm)

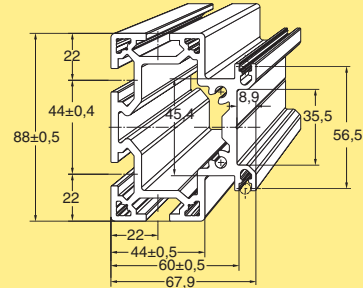
Length to order (30- 3000 mm) **XCLS 10x3**

Mounting: MLC6S 5x10, XCAN 5

Predrilled every 200 mm

For use with steel shaft XCLJ 10x3

**Linear beam 68x88 mm**



Linear beam 68 mm x 88 mm

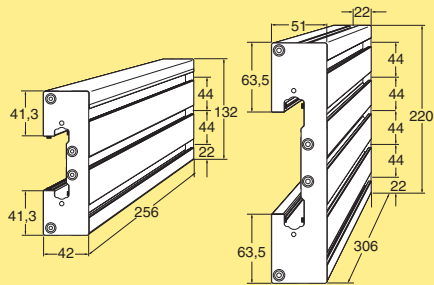
Aluminium, anodized

Length 3 m (3030 ± 5 mm)

Length to order (30- 3000 mm) **XCLY 3x88x68**

End cap: Use XCBE 44x88 (2), XCBE 15x44 (2)  
For use with steel shaft XDLJ 6x3

**Saddle for linear beam**



Saddle for linear beam

Aluminium, anodized

L = 250 mm

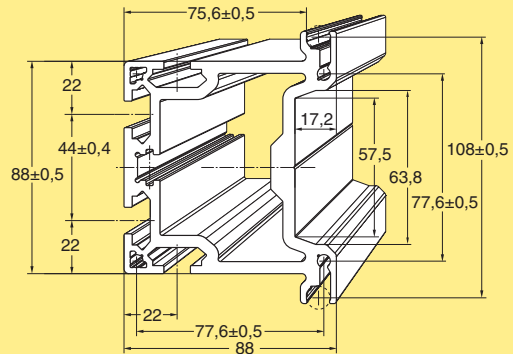
L = 300 mm

**XCLZ 250x132**

**XCLZ 300x220**

Including end caps with springs, felt pads, lubrication oil and assembly instructions

**Linear beam 88x88 mm**



Linear beam 88 mm x 88 mm

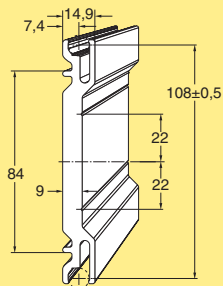
Aluminium, anodized

Length 3 m (3030 ± 5 mm)

Length to order (30- 3000 mm) **XCLY 3x88**

End cap: Use XCBE 88 (2)  
For use with steel shaft XCLJ 10x3

**Linear beam adapter**



Linear beam adapter

Aluminium, anodized

Length 3 m (3030 ± 5 mm)

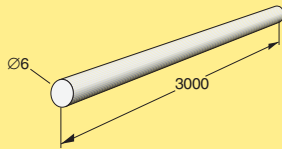
Length to order (30- 3000 mm) **XCLY 3x88x15**

For use with 64 or 88 mm XC beam and steel shaft XCLJ 10x3

## Components for linear motion XC (continued)

P0

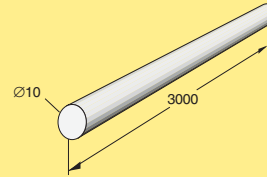
### Steel shaft 6 mm for linear beam



Steel shaft for linear beams  
Diameter 6 mm  
Length 3 m

**XDLJ 6x3**

### Steel shaft 10 mm for linear beam



Steel shaft for linear beams  
Diameter 10 mm  
Length 3 m

**XCLJ 10x3**

X45

XS

XL

XL P

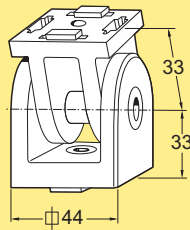
X85

X85P

## Components for rotating motion XC

XH

### Joint

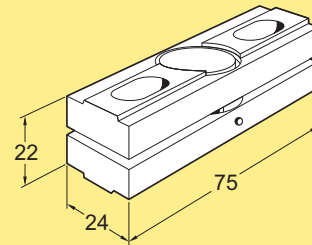


Joint  
Zinc, die-cast

**XCFJ 44**

*Mounting: MLC6S 8x14 (2), XCAN 8 (2) (beam side) or  
MLC6S 8x30 (2) (beam end)  
Including reversible guide lugs*

### Joint, extruded



Extruded joint for two profiles, T-slot  
to T-slot

Aluminium, anodized

**XCFJ 75 E**

*Mounting: MLC6S 8x14 (4), XCAN 8 (4)*

XK

XKP

XB

GR

CS

XT

**XC**

XF

XD

FST

XMY

XLX

XXM

GRX

CSX

ELV

CTL

TR

APX

IDX

