

Electronic housing - EMG 17-LG - 2946078

Please be informed that the data shown in this PDF Document is generated from our Online Catalog. Please find the complete data in the user's documentation. Our General Terms of Use for Downloads are valid (<http://phoenixcontact.com/download>)




Electronic housing, with universal foot, for p.c.b. insertion, without screw connection terminal blocks and cover, pitch 5

Why buy this product

- ✓ Choice of four cover sizes in transparent or color versions
- ✓ Practical and easy-to-wire conductor connections
- ✓ High degree of flexibility due to the wide choice of versions
- ✓ Space-saving accommodation of electronic components in finely graded module versions available with 10 to 150 mm pitch
- ✓ Uniform and appropriate housing technology
- ✓ User-friendly and safe mounting on DIN rails according to EN 60715
- ✓ Inflammability class V0 insulation material (according to UL 94)
- ✓ Shock and contamination-proof accommodation of electronic components
- ✓ Universal PCBs for all pitches
- ✓



Key commercial data

Packing unit	10 pc
Minimum order quantity	10 pc
GTIN	 4 017918 082031
Weight per Piece (excluding packing)	18.55 g
Custom tariff number	85472000
Country of origin	Germany

Technical data

Product type	Component housing lower part
Approval	EAC
Width	17.5 mm
Height	47.5 mm
Depth	75 mm
Color	green

Electronic housing - EMG 17-LG - 2946078

Technical data

No. of pos. for cross connection	-
Type of cross connection	without bus connector
Functional earth ground contact	without

Classifications

eCl@ss

eCl@ss 4.0	27180401
eCl@ss 4.1	27180401
eCl@ss 5.0	27180506
eCl@ss 5.1	27180506
eCl@ss 6.0	27180802
eCl@ss 7.0	27182702
eCl@ss 8.0	27182702

ETIM

ETIM 2.0	EC001031
ETIM 3.0	EC001031
ETIM 4.0	EC001031
ETIM 5.0	EC001031

UNSPSC

UNSPSC 6.01	31261501
UNSPSC 7.0901	31261501
UNSPSC 11	31261501
UNSPSC 12.01	31261501
UNSPSC 13.2	31261501

Approvals

Approvals

Approvals

EAC

Ex Approvals

Approvals submitted

Approval details

Electronic housing - EMG 17-LG - 2946078

Approvals

EAC

Accessories

Accessories

PCB

Electronic housing - P 1-EMG 17 - 2946120



PCB for assembling electronic components

Marking material - EMG-GKS 12 - 2947035



Equipment marker, width 12 mm

Marking material - EMG-SGKS 10 - 2947585



Equipment marker, narrow

Marking material - EMG-SGKS 10 - 2947585



Equipment marker, narrow

Electronic housing - EMG 17-LG - 2946078

Accessories

Marking material - EMG-GKS 12 - 2947035



Equipment marker, width 12 mm

Necessary add-on products

Electronic housing - EMG 17-H 7,5MM KLAR - 2946094



Covering hood, for the contact and dust-protected encapsulation of the components, in transparent design. Height: 7.5 mm, width: 17 mm

Electronic housing - EMG 17-H 15MM KLAR - 2946104



Covering hood, for the contact and dust-protected encapsulation of the components, in transparent design. Height: 15 mm, width: 17 mm

Electronic housing - EMG 17-H 35MM KLAR - 2942221



Covering hood, for the contact and dust-protected encapsulation of the components, in transparent design. Height: 35 mm, width: 17 mm

Electronic housing - EMG 17-H 52MM GN - 2946117

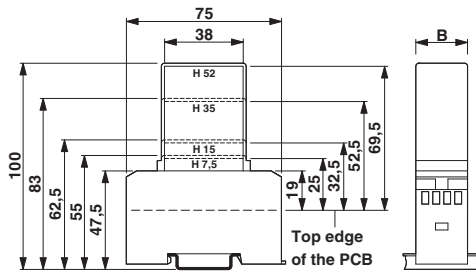


Covering hood, for the contact and dust-protected encapsulation of the components, in green design. Height: 52 mm, width: 17.5 mm

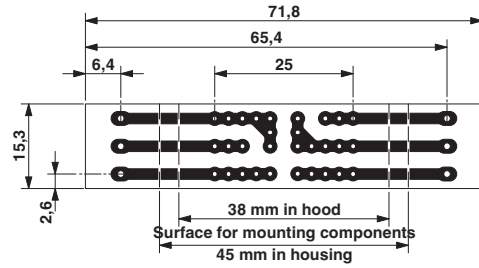
Drawings

Electronic housing - EMG 17-LG - 2946078

Dimensional drawing



Dimensional drawing



Pitch 5 mm

a = Area for mounting components, 38 mm in the hood

b = Area for mounting components, 45 mm in the housing

1 = Top edge of the PCB
B = Housing width