

Electronic housing - ME MAX 22,5 U-U1 BU5015 - 2695293

Please be informed that the data shown in this PDF Document is generated from our Online Catalog. Please find the complete data in the user's documentation. Our General Terms of Use for Downloads are valid (<http://phoenixcontact.com/download>)



Electronics housing, consisting of: left and right housing shells, front plate, transparent cover, metal foot catch and spring, open housing, 4-pos. (1 x 4-pos.), width: 22.5 mm


The illustration shows the housing versions

Why buy this product

- Plug-in connection with screw, spring-cage or fast connection technology
- Labels for additional labeling as an option
- DIN rail bus connector as an option
- Large front surface for high-pos. plugs or operating and setting elements
- Large PCB surface despite compact housing dimensions
- The fitted cover is easy to adapt and print
- Easy module replacement without interrupting the contact chain
- Functional earth ground contact as an option
- Fixed or plug-in connection technology can be combined on up to three connection levels, with different pitches
- Transparent front cover can be swiveled



Key commercial data

Packing unit	10 pc
Minimum order quantity	50 pc
GTIN	 4 046356 439831
Weight per Piece (excluding packing)	58.86 g
Custom tariff number	85472000
Country of origin	Germany
Note	Made to Order (non-returnable)

Technical data

General

Housing type	Complete housing
Housing material	Polyamide

Electronic housing - ME MAX 22,5 U-U1 BU5015 - 2695293

Technical data

General

Color	blue
-------	------

Ambient conditions

Ambient temperature (operation)	-40 °C ... 105 °C
---------------------------------	-------------------

Dimensions

Length	99 mm
Constructional height	114.5 mm
Width	22.5 mm

Technical data

Connection in acc. with standard	CUL
Indicator1	CUL1
Inflammability class according to UL 94	V0
Power dissipation at 20°C in the horizontal mounting position	6.1 W 12.1 W
Number of positions	4

Classifications

eCl@ss

eCl@ss 4.0	27180401
eCl@ss 4.1	27180401
eCl@ss 5.0	27180506
eCl@ss 5.1	27180506
eCl@ss 6.0	27180802
eCl@ss 7.0	27182702
eCl@ss 8.0	27182702

ETIM

ETIM 2.0	EC001031
ETIM 3.0	EC001031
ETIM 4.0	EC001031
ETIM 5.0	EC001031

UNSPSC

UNSPSC 6.01	31261501
UNSPSC 7.0901	31261501
UNSPSC 11	31261501
UNSPSC 12.01	31261501
UNSPSC 13.2	31261501

Approvals

Approvals

Electronic housing - ME MAX 22,5 U-U1 BU5015 - 2695293

Approvals


Approvals


UL Recognized / cUL Recognized / cULus Recognized


Ex Approvals

Approvals submitted

Approval details

UL Recognized 

cUL Recognized 

cULus Recognized 

Accessories

Accessories

Ground contact

Electronic housing - ME FE-CONTACT - 2908294

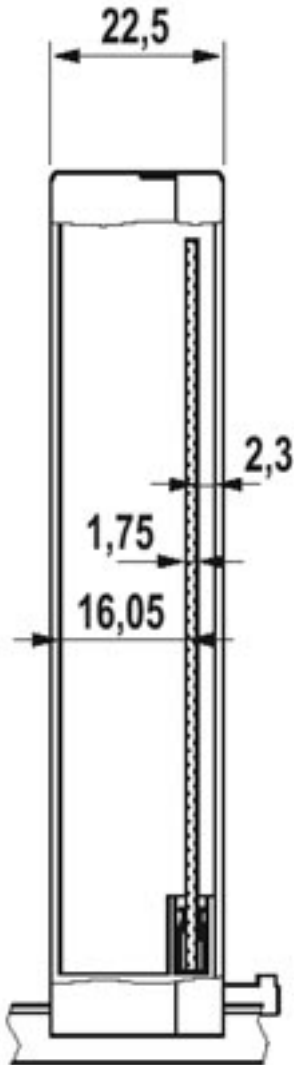


Functional earth ground contact, for intermediate elements.

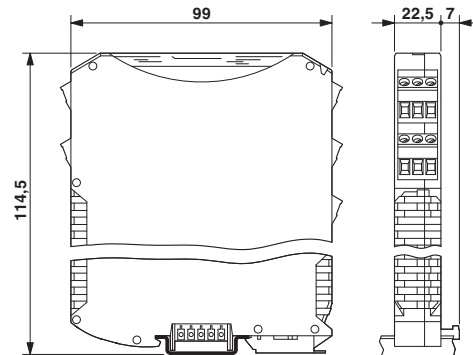
Drawings

Electronic housing - ME MAX 22,5 U-U1 BU5015 - 2695293

Dimensioned drawing

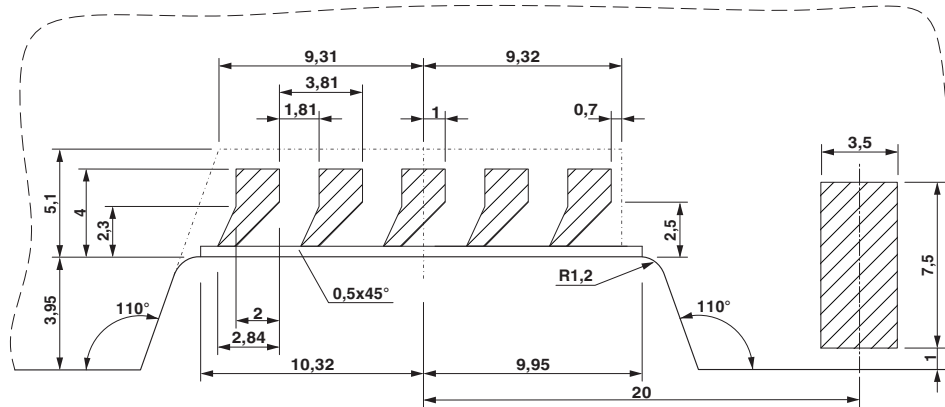


Dimensioned drawing



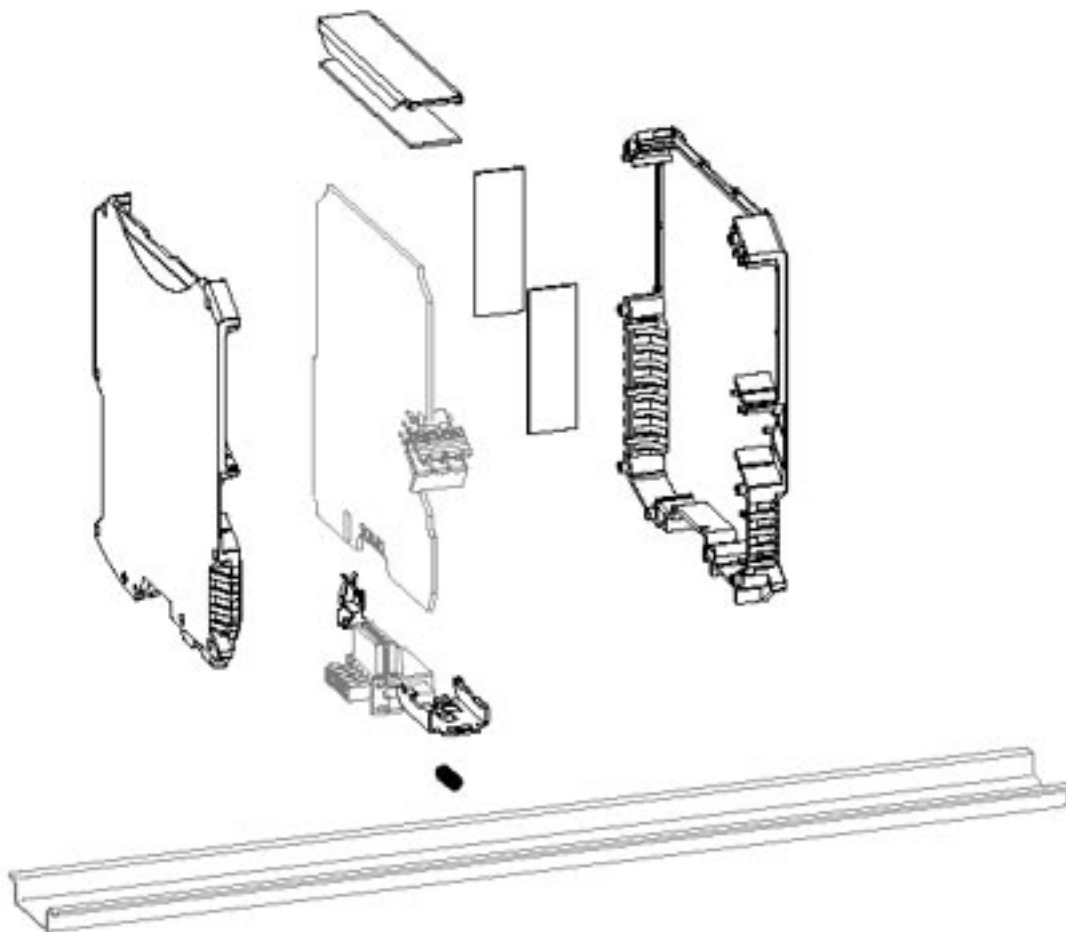
Electronic housing - ME MAX 22,5 U-U1 BU5015 - 2695293

Drilling diagram



Detailed dimensional drawing of the DIN rail connector contact pads

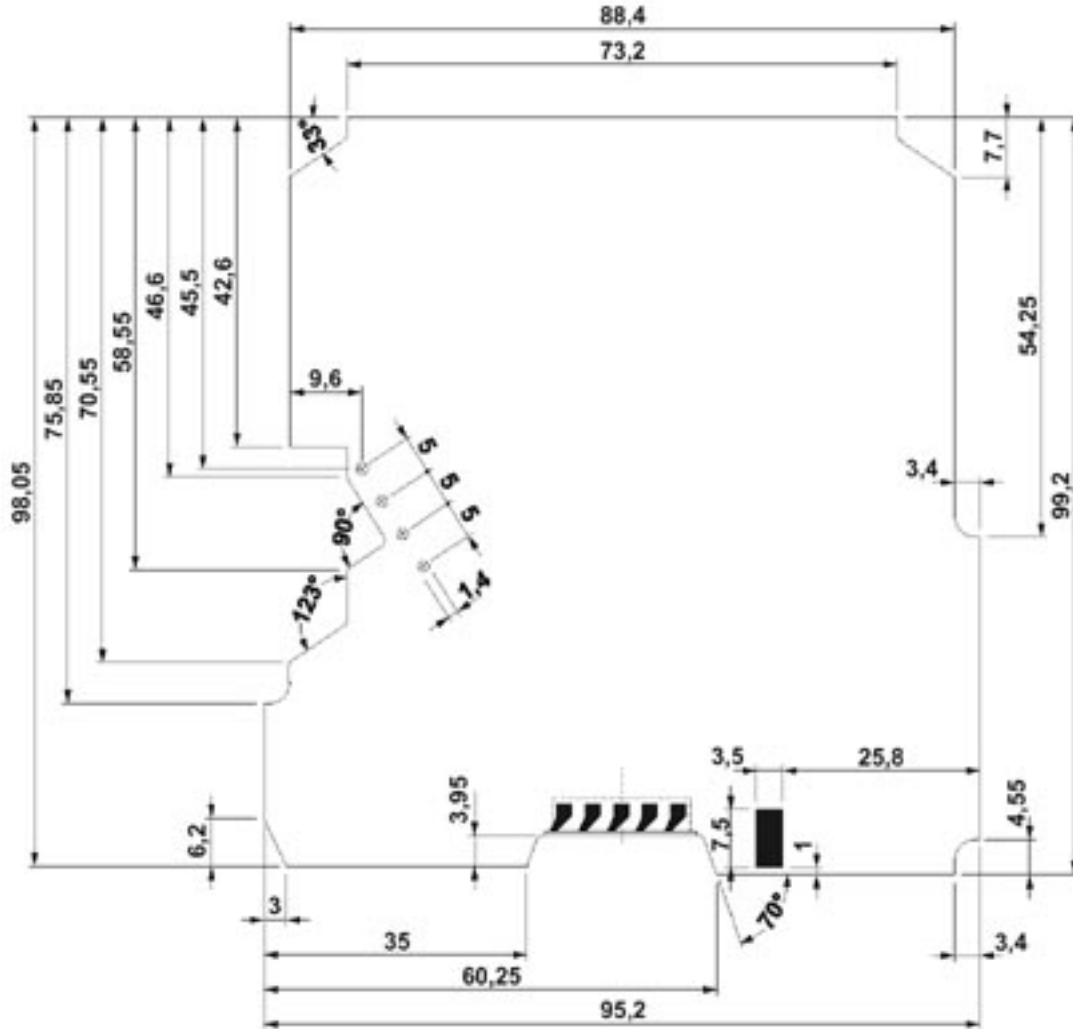
Explosion drawing



The illustration shows a version of the product (open housing) with accessories

Electronic housing - ME MAX 22,5 U-U1 BU5015 - 2695293

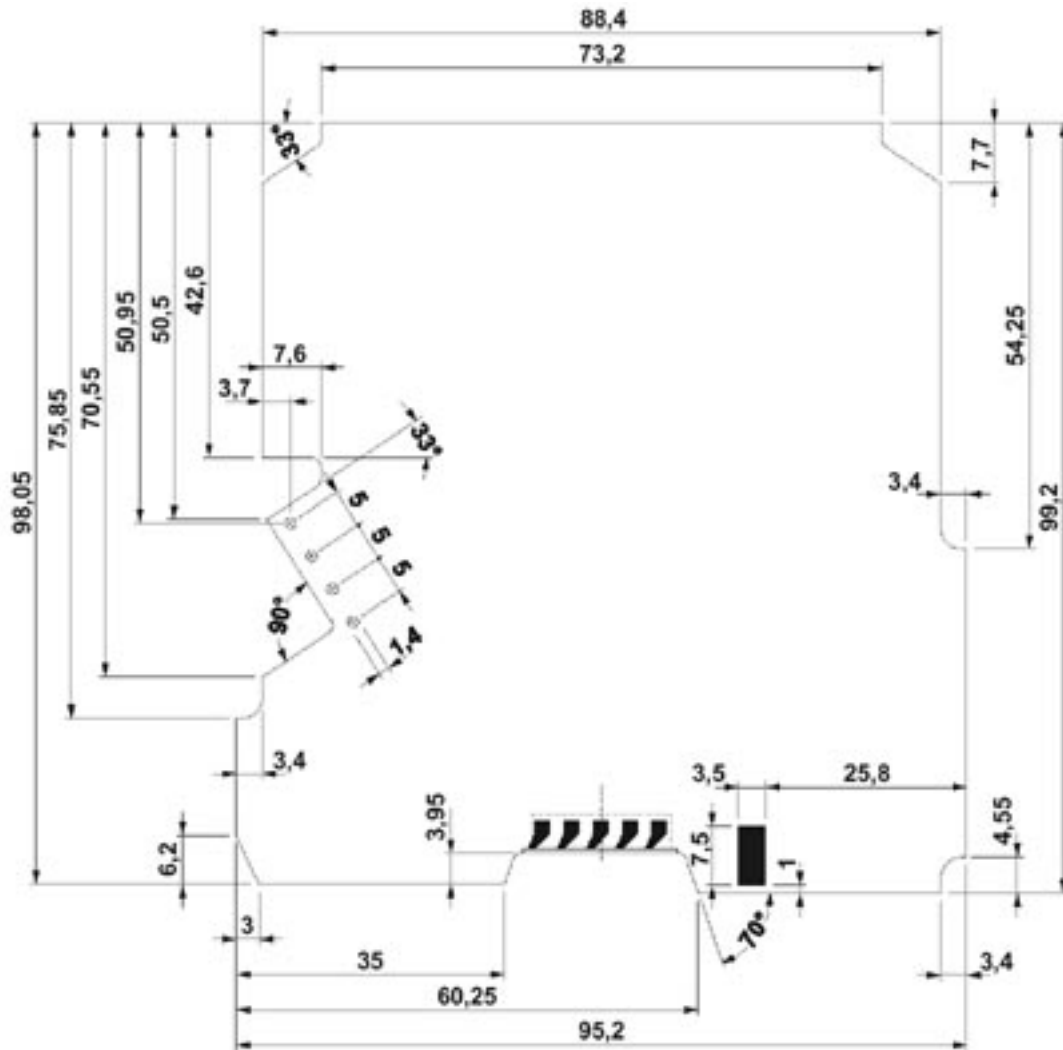
Dimensioned drawing



Dimensional drawing of the ME MAX U-U1 printed circuit board for plug connection (MSTBO), view: component side

Electronic housing - ME MAX 22,5 U-U1 BU5015 - 2695293

Dimensioned drawing



Dimensional drawing of the ME MAX U-U1 printed circuit board, for printed circuit terminal block connection (MKDSO), view: component side