



- Jumperless Configuration**
- Auto Detected Hardware**
- Up to 4 Alarm Outputs**
- Modbus & ASCII Comms**
- Min/max Value Hold**
- Tare (auto-zero) Function**
- Multi-point Scaling**
- PC configuration**



The P6010 and P8010 have multi-point scaling, tare function and improved flexibility. They have a universal input and are available with a red or green display. Plug-in modules allow up to four alarm relays (latching or non-latching), PV retransmission or transmitter PSU.

Specification

Features

Output Configuration	Up to 4 total. Max 3 single/1 dual relay, max 1 retransmit of PV, max 1 transmitter power supply
Alarms	Up to 5. Process high low or logical OR (direct or reverse acting). With adjustable hysteresis
Viewable Values	Process variable, maximum value, minimum value and alarm 1 elapsed time since reset
Human Interface	3 button operation, 4 digit 10mm (6010) or 13mm (8010) high red or green display, plus 3 alarm 1 max and 1 min indicator
PC Configuration	Off-line configuration from PC serial port to dedicated config socket (comms option not required). Configuration Software for Windows 98 or higher. West Part Number: PS1-CON

Input

Thermocouple	J, K, C, R, S, T, B, L, N & PtRh20%vsPtRh40%.
RTD	3 Wire PT100, 50Ω per lead maximum (balanced)
DC Linear	0 to 20mA, 4 to 20mA, 0 to 50mV, 10 to 50mV, 0 to 5V, 1 to 5V, 0 to 10V, 2 to 10V. Scaleable -1999 to 9999, with adjustable decimal point
Impedance	>10MΩ for Thermocouple and mV ranges, 47KΩ for V ranges and 5Ω for mA ranges
Accuracy	±0.1% of input range ±1 LSD (T/C CJC better than 1°C)
Sampling	4 per second, 14 bit resolution approximately

Outputs & Options

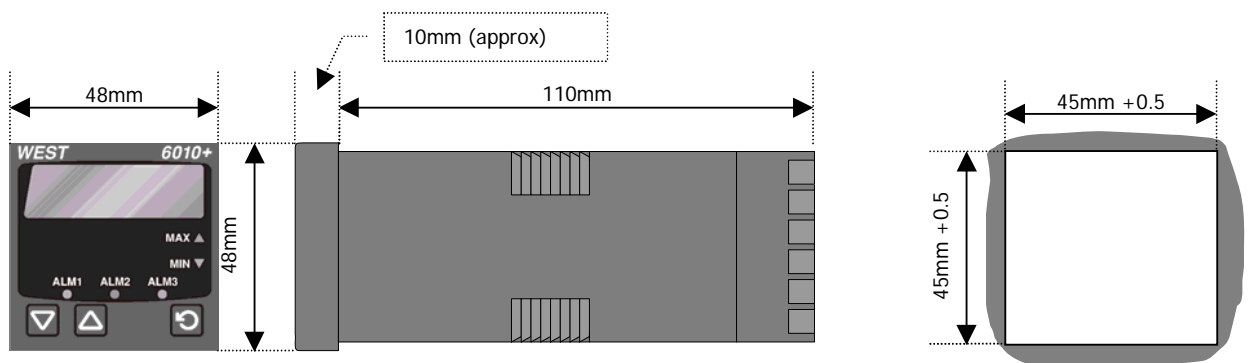
Single Alarm Relays	Contacts SPDT 2 Amp resistive at 240V AC, >500,000 operations. Latching or non-latching
Dual Alarm Relay	Two x SPST contacts with shared common. 2 Amp resistive at 240V AC, >200,000 operations. Latching or non-latching
SSR Driver Outputs	Drive capability >10V DC in 500 minimum
Triac Outputs	0.01 to 1 Amp AC, 20 to 280Vrms, 47 to 63Hz
DC Linear Retransmit Outputs	0 to 20mA, 4 to 20mA into 500Ω max, 0 to 10V, 2 to 10V, 0 to 5V into 500Ω min. Accuracy ±0.25% at 250Ω (degrades linearly to 0.5% for increasing burden to specified limits)
Transmitter Power Supply	Output 24VDC (nominal) into 910Ω minimum to power external devices
Serial Communications	2 Wire RS485, 1200 to 19200 Baud, Modbus and ASCII protocol (selectable)
Digital Input	External reset of latched relay, stored alarm 1 elapsed time, stored min/max PV values or initiate tare function. Volt free or TTL input

Operating & Environmental

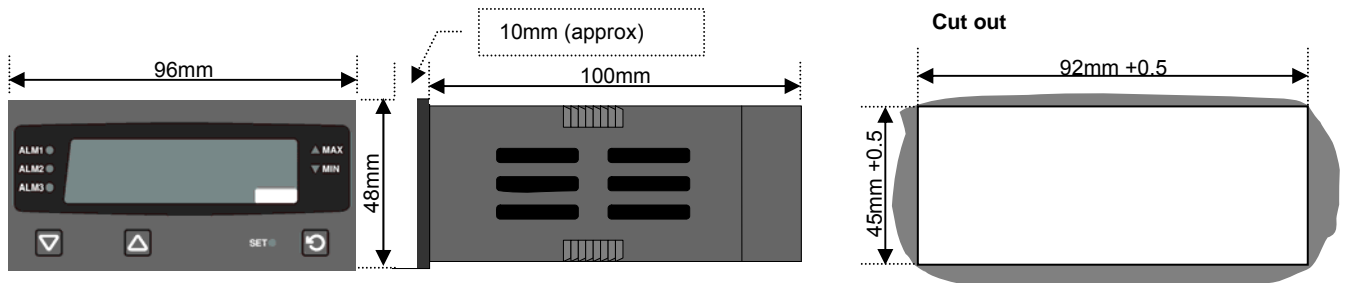
Temperature & RH	0 to 55°C (-20 to 80°C storage), 20% to 95% RH non-condensing
Power Supply	100 to 240V 50/60Hz 7.5VA (optional 20 to 48V AC 7.5VA/22 to 65V DC 5 watts)
Front Panel Protection	IEC IP66 (Behind panel protection is IP20)
Standards	CE, UL & ULC recognised. Pollution Degree 2, Installation Category II

Dimensions

6010

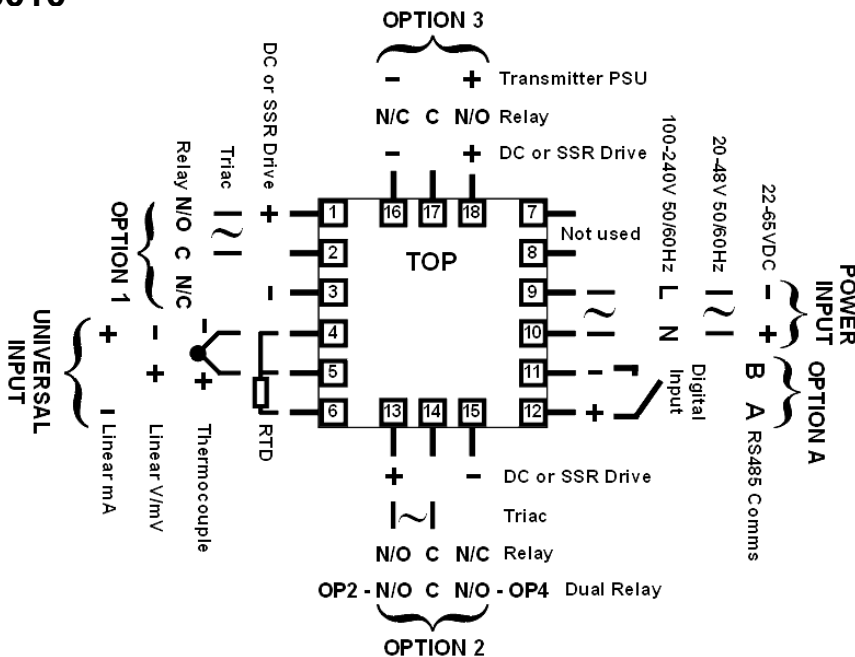


8010



Wiring Connections

6010



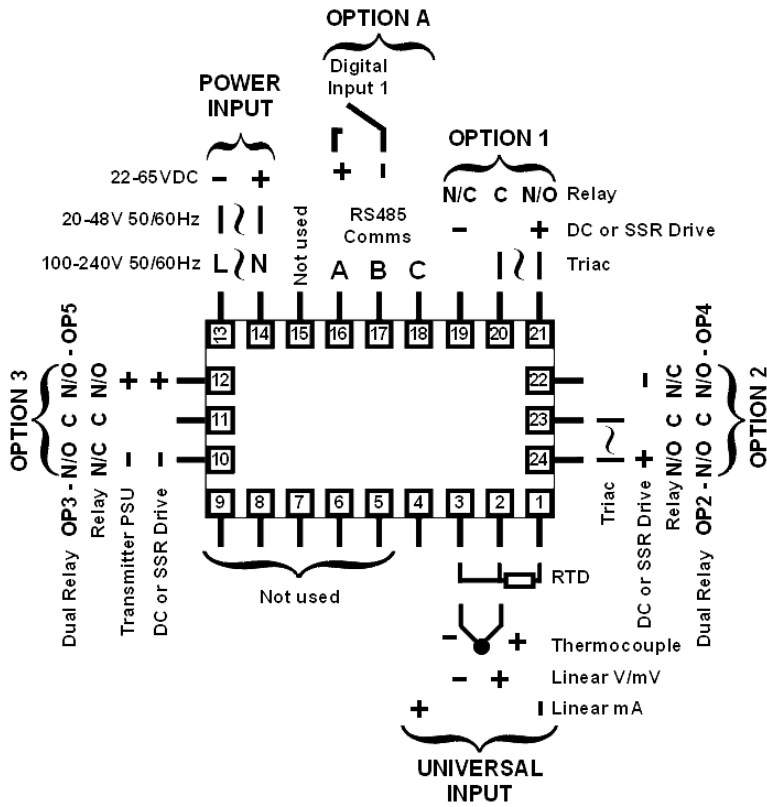
Field Reconfiguration

Input

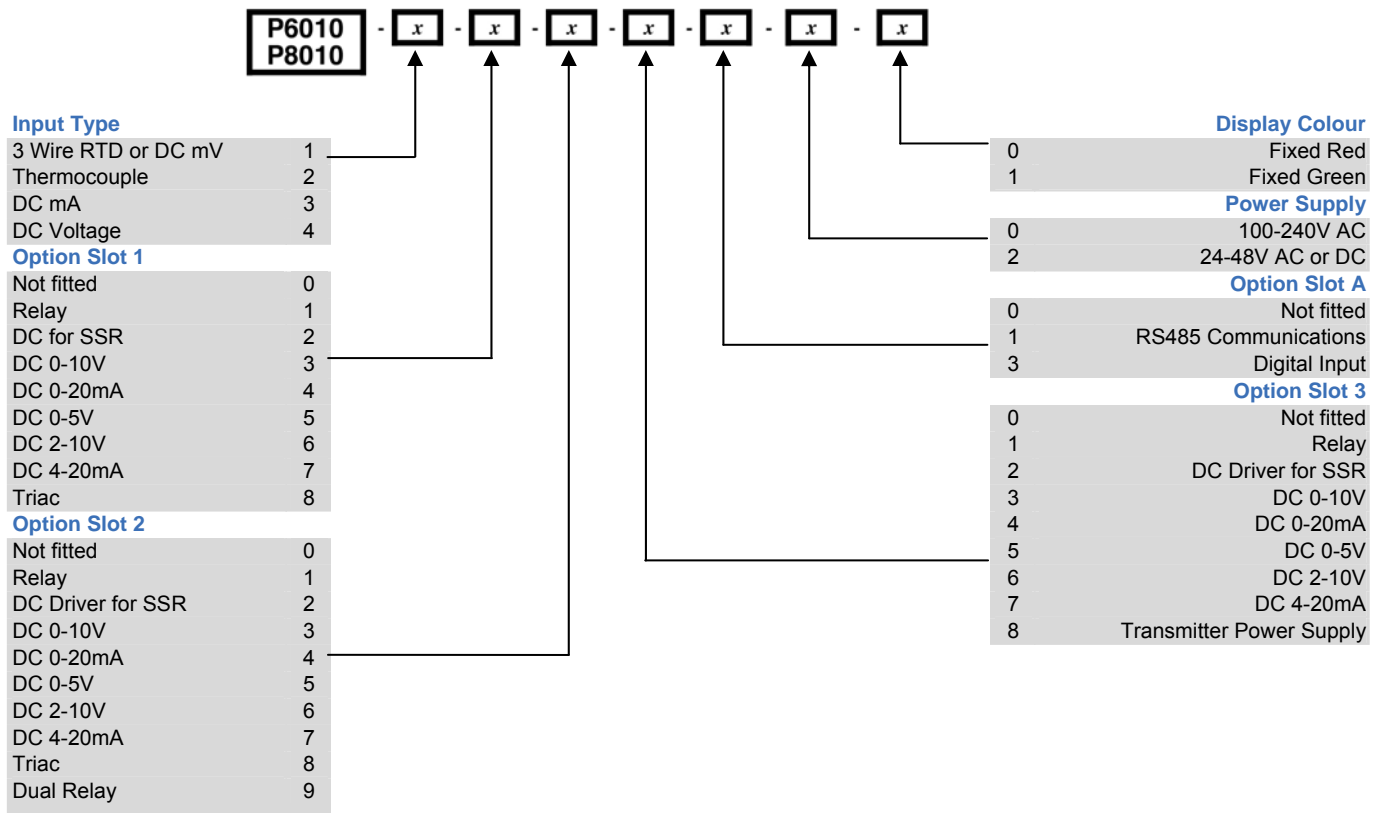
Jumper-free configuration for any type
(no extra parts required)

Option Slot	Part Number
Option Slot 1	
Relay Output.....	PO1-C10
Linear mA/V DC Output.....	PO1-C21
SSR Driver Output.....	PO1-C50
Triac Output.....	PO1-C80
Option Slot 2	
Relay Output.....	PO2-C10
Dual Relay Output.....	PO2-W09
Linear mA/V DC Output.....	PO2-C21
SSR Driver Output.....	PO2-C50
Triac Output.....	PO2-C80
Option Slot 3	
Relay Output.....	PO2-C10
Linear mA/V DC Output.....	PO2-C21
SSR Driver Output.....	PO2-C50
24VDC Transmitter PSU.....	PO2-W08
Option Slot A	
Digital Input.....	PA1-W03
RS485 Comms.....	PA1-W06

8010



Ordering Code



West Control Solutions – International Sales and Support

CHINA

Danaher Setra-ICG (Tianjin Co., Ltd.
No.28 Wei 5 Road,
The Micro-Electronic Industry Park TEDA,
Xiqing District, Tianjin 300385
Tel: +86 22 8398 8098 Fax: +86 22 8398 8099
Sales Hotline: 400 666 1802
e-mail: tc.sales@danaher.com

GERMANY

PMA Prozeß- und, Maschinen- Automation GmbH,
Miramstraße 8, 7D -34123 Kassel
Tel: +49 (561) 505-1307 Fax: +49 (561) 505-1710
e-mail: mailbox@pma-online.de

USA

West Control Solutions
1675 Delany Road, Gurnee, IL 60031-1282
Tel: 800 866 6659 Fax: 847 782 5223
e-mail: custserv.west@dancon.com

FRANCE

Hengstler SA, 69 Rue de la Belle Etoile
Bat D - ZI Paris Nord II, 95700, Roissy
Tel: +33 (1) 77 80 90 40 Fax:+33 (1) 77 80 90 50
e-mail: info@westinstruments.com

UNITED KINGDOM

West Control Solutions
The Hyde Business Park, Brighton, East Sussex, BN2 4JU
Tel: +44 (0)1273 606271 Fax: +44 (0)1273 609990
e-mail: info@westinstruments.com

Brochures and datasheets are available for the complete range of West Control Solutions products, contact your local sales office or visit our website at: www.west-cs.com for more information.

Specifications are subject to change without notice, as a result of continual development and improvement, E&OE