
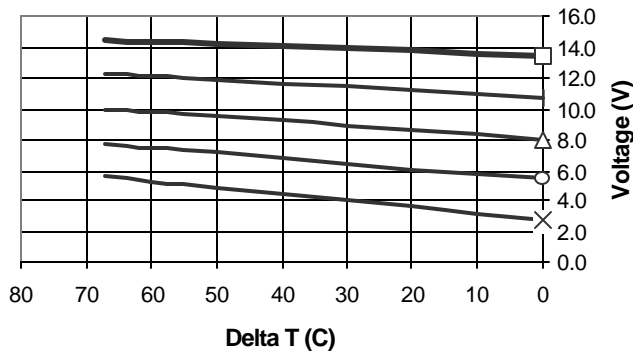


Performance Specifications

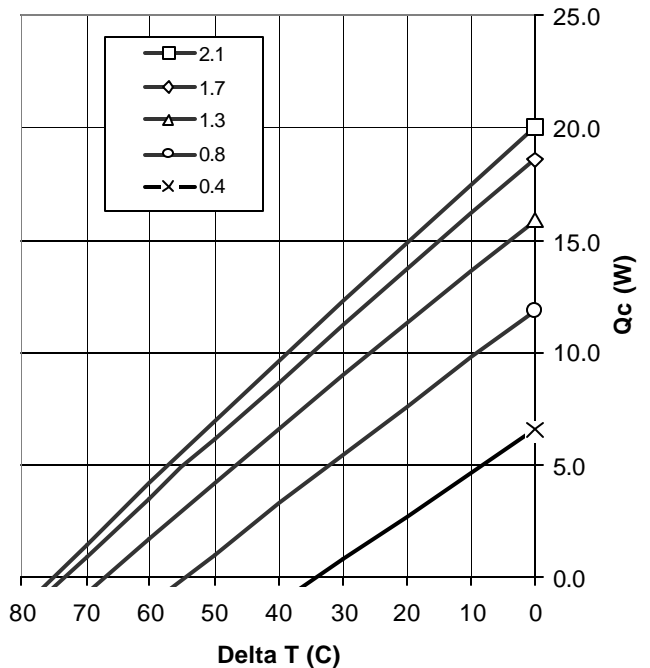
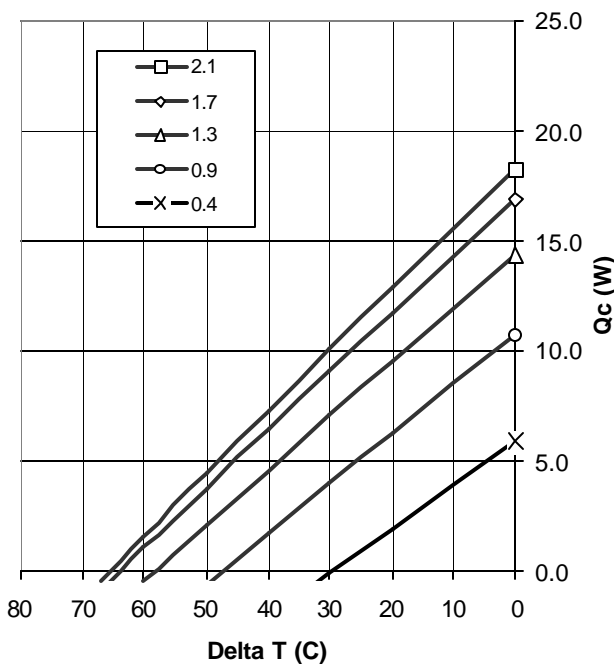
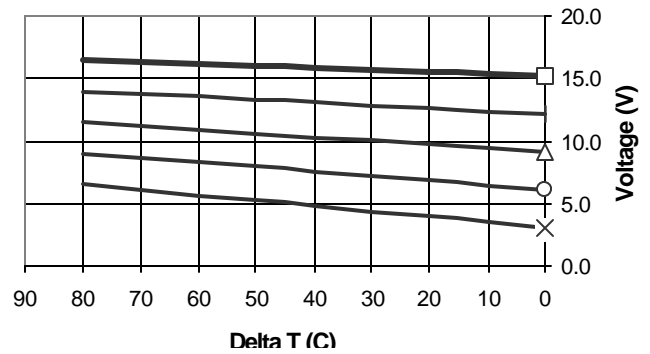
Hot Side Temperature (°C)	25°C	50°C
Qmax (Watts)	18.5	21.3
Delta Tmax (°C)	67	75
I <sub>max</sub> (Amps)	2.1	2.1
V <sub>max</sub> (Volts)	15.5	16.8
Module Resistance (Ohms)	6.30	7.12



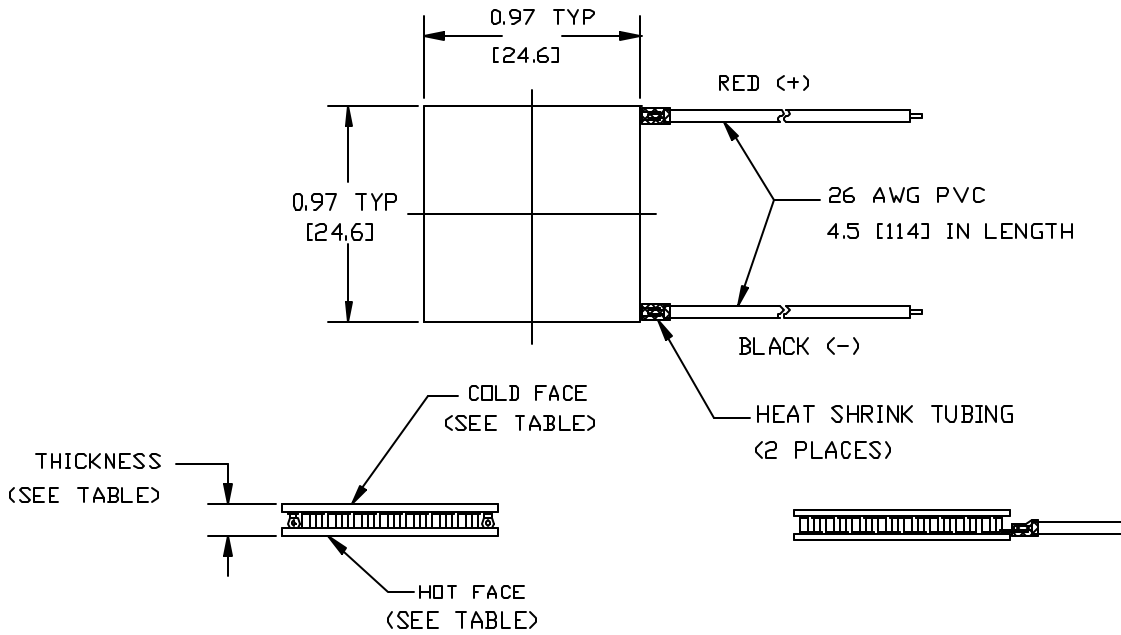
Performance Curves – Th = 25°C



Performance Curves – Th = 50°C



**Mechanical Drawing**



Ceramic Material: Alumina (Al<sub>2</sub>O<sub>3</sub>)  
 Solder Construction: 138°C, Bismuth Tin (BiSn)

**Thickness and Surface Finish Specifications**

Suffix	Thickness (Prior to Tinning)	Flatness & Parallelism	Hot Face	Cold Face	Lead Length
L	0.134" ± 0.010"	0.0015" / 0.0015"	Lapped	Lapped	4.5"
L-1	0.134" ± 0.001"	0.001" / 0.001"	Lapped	Lapped	4.5"
L-2	0.134" ± 0.0005"	0.0005" / 0.0005"	Lapped	Lapped	4.5"
ML	0.138 ± 0.010"	0.002" / 0.002"	Metallized	Lapped	4.5"
LM	0.138 ± 0.010"	0.002" / 0.002"	Lapped	Metallized	4.5"
MM	0.142 ± 0.010"	0.002" / 0.002"	Metallized	Metallized	4.5"

**Operating Tips**

- Max Operating Temperature: 80°C
- Do not exceed I<sub>max</sub> or V<sub>max</sub> when operating module.
- Please consult Melcor for moisture and corrosion protection options.
- Solder tinning also available on metallized ceramics.

Page Intentionally  
Left Blank



---

For additional information please contact Melcor:

INTERNET: [www.melcor.com](http://www.melcor.com)

ONLINE STORE: [www.store.melcor.com](http://www.store.melcor.com)

E-MAIL: [tecooler@melcor.com](mailto:tecooler@melcor.com)

N. AMERICA: Melcor Corp., 1040 Spruce Street, Trenton, NJ 08648

Phone: (609) 393-4178, Fax: (609) 393-9461

For a worldwide distributor listing please visit our Global Sales Office web page at  
<http://www.melcor.com/global.html>

---

Melcor and the Melcor logo are trademarks of Melcor Corporation.