

adapталок system

STRAIGHT ONE-PIECE PUSH-ON LIQUID TIGHT IP66 FITTINGS

TYPE A IP66

STRAIGHT FITTING – FIXED EXTERNAL THREAD
For insertion into threaded entries & knockouts.
Black (BL) and Grey (GR).



TYPE PPA IP66

STRAIGHT FITTING – FIXED EXTERNAL THREAD
For insertion into threaded entries & knockouts.
Black only.



NOMINAL CONDUIT SIZE	METRIC THREAD	PART NUMBER*	PG THREAD	PART NUMBER	METRIC THREAD	PART NUMBER*
10	M12	AL10/M12/A	PG7	AL10/PG7/A	–	–
10	–	–	PG9	AL10/PG9/A	–	–
13	M16	AL13/M16/A	PG9	AL13/PG9/A	M16	AL13/M16/PPA
13	–	–	PG11	AL13/PG11/A	–	–
13	–	–	PG13.5	AL13/PG13/A	–	–
16	M16	AL16/M16/A	PG9	AL16/PG9/A	M16	AL16/M16/PPA
16	M20	AL16/M20/A	PG11	AL16/PG11/A	–	–
16	–	–	PG13.5	AL16/PG13/A	–	–
16	–	–	PG16	AL16/PG16/A	–	–
18	–	–	PG13.5	AL18/PG13/A	–	–
20	M20	AL20/M20/A	–	–	–	–
21	M20	AL21/M20/A	PG11	AL21/PG11/A	M20	AL21/M20/PPA
21	–	–	PG13.5	AL21/PG13/A	–	–
21	–	–	PG16	AL21/PG16/A	–	–
25	M25	AL25/M25/A	–	–	–	–
28	M25	AL28/M25/A	PG21	AL28/PG21/A	M25	AL28/M25/PPA
34	M32	AL34/M32/A	PG29	AL34/PG29/A	M32	AL34/M32/PPA
42	M40	AL42/M40/A	PG36	AL42/PG36/A	–	–
54	M50	AL54/M50/A	PG48	AL54/PG48/A	–	–
54	M63	AL54/M63/A	–	–	–	–

Adaptalok fittings' simple push and twist mounting ensures high mechanical strength and IP66 assembly with Type PA/PR/PI/PP conduits, whilst unauthorised or accidental removal is prevented by the necessity to use a screwdriver or removal tool.

Adaptalok fittings complement LFH Type PA & PR conduits for assured fire performance with Nylon versions constructed from the PA66 grade giving added mechanical strength over PA6 fittings.

Type PPA fittings combine with conduit Type PP to provide an acid resistant flexible system.

Adaptalok fittings are available in 2 basic forms, namely fixed threaded fittings in a wide range of thread forms or those comprising a polyamide (Nylon) body with an integrated nickel plated brass thread or coupling.

The latter type incorporates an inherent swivel feature allowing elbow versions (pages 7 - 9) to be positioned easily, reducing the possibility of damage due to sideways movement of the conduit.

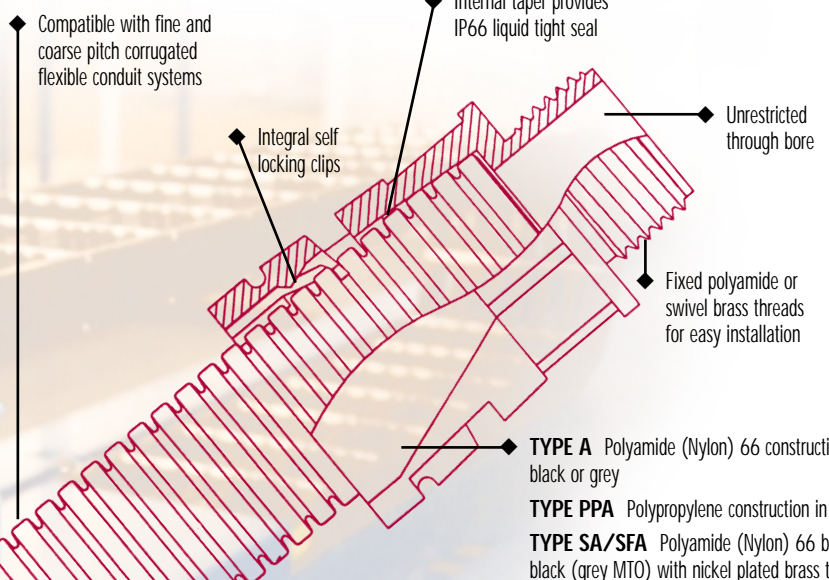
Swivel Adaptalok fittings can be MADE TO ORDER – MTO – to meet a particular specification of thread or coupling.

- See pages 38 - 45 for technical details
- For accessories see pages 23
- MTO indicates MADE TO ORDER. Phone the ADAPTALEX INFOLINE below for minimum order quantities & availability

To order complete Part No, add colour - e.g. AL21/M20/A/BL

*Supplied complete with locknut.


NOMINAL CONDUIT SIZE	PF THREAD	PART NUMBER	NPT THREAD	PART NUMBER*
10	1/4	AL10/PF025/A	–	–
13	3/8	AL13/PF038/A	3/8	AL13/038/A
16	3/8	AL16/PF038/A	3/8	AL16/038/A
16	1/2	AL16/PF050/A	1/2	AL16/050/A
17	–	–	1/2	AL17/050/A
21	1/2	AL21/PF050/A	1/2	AL21/050/A
22	–	–	1/2	AL22/050/A
28	3/4	AL28/PF075/A	3/4	AL28/075/A
34	1	AL34/PF100/A	1	AL34/100/A
42	1 1/4	AL42/PF125/A	1 1/4	AL42/125/A
54	1 1/2	AL54/PF150/A	1 1/2	AL54/150/A
54	2	AL54/PF200/A	2	MTO



Infoline: 01675 468202



NF
NORME FRANÇAISE



Approvals may be limited to certain products, see approvals on page 44.

TYPE SA IP66

STRAIGHT BODY – SWIVEL EXTERNAL THREAD
For insertion into threaded entries & knockouts
Black only. Grey made to order.



TYPE SFA IP66

STRAIGHT BODY – SWIVEL INTERNAL THREAD
For attachment to external threads & other fittings
Black only. Grey made to order.



TYPE SBCA IP65

STRAIGHT SCREEN CABLE FITTING – SWIVEL EXTERNAL THREAD
For insertion into threaded entries & knockouts.
Black only. Grey made to order.



NOMINAL CONDUIT SIZE	METRIC THREAD	PART NUMBER	PG THREAD	PART NUMBER	METRIC THREAD	PART NUMBER	PG THREAD	PART NUMBER	METRIC THREAD	PART NUMBER	PG THREAD	PART NUMBER
10	-	-	-	-	-	-	-	-	-	-	-	-
10	-	-	-	-	-	-	-	-	-	-	-	-
13	M16	AL13/M16/SA/	PG9	AL13/PG9/SA/	M16	AL13/M16/SFA/	PG9	AL13/PG9/SFA/	-	-	PG9	AL13/PG9/SBCA/
13	-	-	PG11	MTO	-	-	PG11	MTO	-	-	-	-
13	-	-	PG13.5	MTO	-	-	PG13.5	MTO	-	-	-	-
16	M16	AL16/M16/SA/	PG9	MTO	M16	AL16/M16/SFA/	PG9	MTO	-	-	-	-
16	-	-	PG11	AL16/PG11/SA/	-	-	PG11	AL16/PG11/SFA/	-	-	PG11	AL16/PG11/SBCA/
16	-	-	PG13.5	MTO	-	-	PG13.5	MTO	-	-	-	-
16	-	-	PG16	MTO	-	-	PG16	MTO	-	-	-	-
18	-	-	-	-	-	-	-	-	-	-	-	-
20	-	-	-	-	-	-	-	-	-	-	-	-
21	M20	AL21/M20/SA/	PG11	MTO	M20	AL21/M20/SFA/	PG11	MTO	M20	MTO	PG11	MTO
21	-	-	PG13.5	AL21/PG13/SA/	-	-	PG13.5	AL21/PG13/SFA/	-	-	PG13.5	MTO
21	-	-	PG16	AL21/PG16/SA/	-	-	PG16	AL21/PG16/SFA/	-	-	PG16	AL21/PG16/SBCA/
25	-	-	-	-	-	-	-	-	-	-	-	-
28	M25	AL28/M25/SA/	PG21	AL28/PG21/SA/	M25	AL28/M25/SFA/	PG21	AL28/PG21/SFA/	M25	MTO	PG21	AL28/PG21/SBCA/
34	M32	AL34/M32/SA/	PG29	AL34/PG29/SA/	M32	AL34/M32/SFA/	PG29	AL34/PG29/SFA/	M32	MTO	PG29	AL34/PG29/SBCA/
42	M40	AL42/M40/SA/	PG36	AL42/PG36/SA/	M40	AL42/M40/SFA/	PG36	AL42/PG36/SFA/	M40	MTO	PG36	AL42/PG36/SBCA/
54	M50	AL54/M50/SA/	PG48	AL54/PG48/SA/	-	-	-	-	-	-	-	-
54	M63	AL54/M63/SA/	-	-	-	-	-	-	-	-	-	-

To order complete Part No, add colour - e.g. AL21/M20/SA/BL



TYPE SBCA
Polyamide (Nylon) 66
body in black

TYPE SBCA
Ferrule secures internal
cable screening

Compatible with fine
and coarse pitch
corrugated flexible
conduit systems

TYPE SBCA
Nickel plated brass braided
screen cable fitting

www.adaptaflex.com

adapталок system

CURVED 90° & 45° ONE-PIECE PUSH-ON LIQUID TIGHT IP66 FITTINGS

TYPE C90 IP66

90° ELBOW FITTING – FIXED EXTERNAL THREAD
For insertion into knockouts using a locknut.
Black (BL) and Grey (GR).



TYPE CS90 IP66

90° ELBOW BODY – SWIVEL EXTERNAL THREAD
For insertion into threaded entries & knockouts.
Black only. Grey made to order.



TYPE CSF90 IP66

90° ELBOW BODY – SWIVEL INTERNAL THREAD
For attachment to external threads & other fittings.
Black only. Grey made to order.



TYPE FLC90 IP66

90° ELBOW BODY – PANEL MOUNT FLANGE
For panel mounting via 2 or 4 hole fixing
& integral face seal. Black (BL) and Grey (GR).



NOMINAL CONDUIT SIZE	METRIC THREAD	PART NUMBER**	PG THREAD	PART NUMBER	METRIC THREAD	PART NUMBER	PG THREAD	PART NUMBER	METRIC THREAD	PART NUMBER	PG THREAD	PART NUMBER	PART NUMBER
10	M12	AL10/M12/C90	PG7	AL10/PG7/C90	-	-	-	-	-	-	-	-	-
13	M16	AL13/M16/C90	PG9	AL13/PG9/C90	M16	AL13/M16/CS90/	PG9	AL13/PG9/CS90/	M16	AL13/M16/CSF90/	PG9	AL13/PG9/CSF90/	-
13	-	-	-	-	-	-	PG11	MTO	-	-	PG11	MTO	-
13	-	-	-	-	-	-	PG13.5	MTO	-	-	PG13.5	MTO	-
16	M16	AL16/M16/C90	PG9	AL16/PG9/C90	M16	AL16/M16/CS90/	PG9	MTO	M16	AL16/M16/CSF90/	PG9	MTO	AL16/FL/C90
16	M20	AL16/M20/C90	PG11	AL16/PG11/C90	-	-	PG11	AL16/PG11/CS90/	-	-	PG11	AL16/PG11/CSF90/	-
16	-	-	PG13.5	AL16/PG13/C90	-	-	PG13.5	MTO	-	-	PG13.5	MTO	-
16	-	-	-	-	-	-	PG16	MTO	-	-	PG16	MTO	-
18	-	-	PG13.5	*AL18/PG13/90	-	-	-	-	-	-	-	-	-
21	M20	AL21/M20/C90	-	-	-	-	PG11	MTO	M20	AL21/M20/CSF90/	PG11	MTO	-
21	-	-	PG13.5	AL21/PG13/C90	M20	AL21/M20/CS90/	PG13.5	AL21/PG13/CS90/	-	-	PG13.5	AL21/PG13/CSF90/	AL21/FL/C90
21	-	-	PG16	AL21/PG16/C90	-	-	PG16	AL21/PG16/CS90/	-	-	PG16	AL21/PG16/CSF90/	-
28	M25	AL28/M25/C90	PG21	AL28/PG21/C90	M25	AL28/M25/CS90/	PG21	AL28/PG21/CS90/	M25	AL28/M25/CSF90/	PG21	AL28/PG21/CSF90/	AL28/FL/C90
34	M32	AL34/M32/C90	PG29	AL34/PG29/C90	M32	AL34/M32/CS90/	PG29	AL34/PG29/CS90/	M32	AL34/M32/CSF90/	PG29	AL34/PG29/CSF90/	AL34/FL/90
42	M40	AL42/M40/C90	PG36	AL42/PG36/C90	M40	AL42/M40/CS90/	PG36	AL42/PG36/CS90/	M40	AL42/M40/CSF90/	PG36	AL42/PG36/CSF90/	AL42/FL/90
54	M50	AL54/M50/C90	PG48	AL54/PG48/C90	M50	AL54/M50/CS90/	PG48	AL54/PG48/CS90/	-	-	-	-	AL54/FL/90
54	M63	AL54/M63/C90	-	-	M63	AL54/M63/CS90/	-	-	-	-	-	-	-

**Supplied with locknut.

To order complete Part No, add colour - e.g. AL21/M20/CS90/BL

NOMINAL CONDUIT SIZE	PF THREAD	PART NUMBER	NPT THREAD	PART NUMBER**
13	3/8	AL13/PF038/C90	3/8	AL13/038/C90
16	3/8	AL16/PF038/C90	3/8	AL16/038/C90
16	1/2	AL16/PF050/C90	1/2	AL16/050/C90
17	1/2	-	1/2	AL17/050/C90
21	1/2	AL21/PF050/C90	1/2	AL21/050/C90
22	1/2	-	1/2	AL22/050/C90
28	3/4	AL28/PF075/C90	3/4	AL28/075/C90
34	1	AL34/PF100/C90	1	AL34/100/C90
42	1 1/4	AL42/PF125/C90	1 1/4	AL42/125/C90
54	1 1/2	AL54/PF150/C90	1 1/2	AL54/150/C90
54	2	AL54/PF200/C90	2	AL54/200/C90

TYPE C90 Polyamide (Nylon) 66 construction in black or grey

TYPE CS90/CSF90 Polyamide (Nylon) 66 body in black or grey with nickel plated brass thread

TYPE FL/A & FL/45 - IP66

PANEL MOUNTING SWIVEL FLANGE, WITH INTEGRAL FACE SEAL
For straight (A) and 45° elbows, available in black & grey



NOMINAL CONDUIT SIZE	PART NUMBER TYPE FL/A	PART NUMBER TYPE FL/45
21	AL21/FL/A	AL21/FL/45
28	AL28/FL/A	AL28/FL/45

Compatible with fine & coarse pitch corrugated flexible conduit systems

Fixed Polyamide or swivel brass threads for easy installation

www.adaptaflex.com

Infoline: 01675 468202



NF
NORME FRANÇAISE



Approvals may be limited to certain products, see approvals on page 44.

TYPE 45 IP66

45° ELBOW FITTING – FIXED EXTERNAL THREAD
For insertion into knockouts using a locknut.
Black (BL) and Grey (GR).



TYPE S45 IP66

45° ELBOW BODY – SWIVEL EXTERNAL THREAD
For insertion into threaded entries & knockouts.
Black only. Grey made to order.



TYPE SF45 IP66

45° ELBOW BODY – SWIVEL INTERNAL THREAD
For attachment to external threads & other fittings.
Black only. Grey made to order.



NOMINAL CONDUIT SIZE	METRIC THREAD	PART NUMBER**	PG THREAD	PART NUMBER	METRIC THREAD	PART NUMBER	PG THREAD	PART NUMBER	METRIC THREAD	PART NUMBER	PG THREAD	PART NUMBER
13	M16	AL13/M16/45	PG9	AL13/PG9/45	M16	AL13/M16/S45/	PG9	AL13/PG9/S45/	M16	AL13/M16/SF45/	PG9	AL13/PG9/SF45/
13	-	-	-	-	-	-	PG11	MTO	-	-	PG11	MTO
13	-	-	-	-	-	-	PG13.5	MTO	-	-	PG13.5	MTO
16	M16	AL16/M16/45	PG11	AL16/PG11/45	-	-	-	-	M16	AL16/M16/SF45/	PG9	MTO
16	M20	AL16/M20/45	PG13.5	AL16/PG13/45	M16	AL16/M16/S45/	PG9	MTO	-	-	PG11	AL16/PG11/SF45/
16	-	-	-	-	-	-	PG11	AL16/PG11/S45/	-	-	PG13.5	MTO
16	-	-	-	-	-	-	PG13.5	MTO	-	-	PG16	MTO
18	-	-	-	-	-	-	PG16	MTO	-	-	PG11	-
21	M20	AL21/M20/45	-	-	M20	AL21/M20/S45/	PG11	-	M20	AL21/M20/SF45/	PG13.5	AL21/PG13/SF45/
21	-	-	PG13.5	AL21/PG13/45	-	-	PG13.5	AL21/PG13/S45/	-	-	PG16	AL21/PG16/SF45/
21	-	-	PG16	AL21/PG16/45	-	-	PG16	AL21/PG16/S45/	-	-	-	-
28	M25	AL28/M25/45	PG21	AL28/PG21/45	M25	AL28/M25/S45/	PG21	AL28/PG21/S45/	M25	AL28/M25/SF45/	PG21	AL28/PG21/SF45/
34	M32	AL34/M32/45	PG29	AL34/PG29/45	M32	AL34/M32/S45/	PG29	AL34/PG29/S45/	M32	AL34/M32/SF45/	PG29	AL34/PG29/SF45/
42	M40	AL42/M40/45	PG36	AL42/PG36/45	M40	AL42/M40/S45/	PG36	AL42/PG36/S45/	M40	AL42/M40/SF45/	PG36	AL42/PG36/SF45/
54	M50	AL54/M50/45	PG48	AL54/PG48/45	M50	AL54/M50/S45/	PG48	AL54/PG48/S45/	-	-	-	-
54	M63	AL54/M63/45	-	-	M63	AL54/M63/S45/	-	-	-	-	-	-

**Supplied with locknut.

To order complete Part No, add colour - e.g. AL21/M20/45/BL

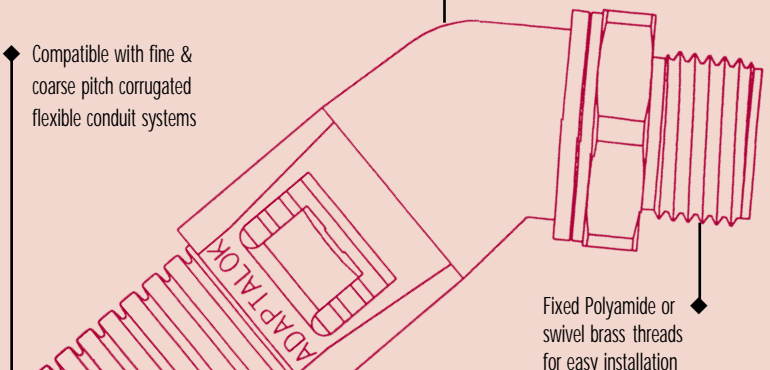
- See pages 38 - 45 for Technical Details
- See pages 34 for Cutting Tools
- See page 23 for Accessories

NOMINAL CONDUIT SIZE	PF THREAD	PART NUMBER	NPT THREAD	PART NUMBER
21	1/2	AL21/PF050/45	1/2	AL21/050/45
28	3/4	AL28/PF075/45	3/4	AL28/075/45
34	1	AL34/PF100/45	1	AL34/100/45
42	1 1/4	AL42/PF125/45	1 1/4	AL42/125/45
54	1 1/2	AL54/PF150/45	1 1/2	AL54/150/45
54	2	AL54/PF200/45	2	AL54/200/45



Compatible with fine & coarse pitch corrugated flexible conduit systems

TYPE 45 Polyamide (Nylon) 66 construction in black or grey
TYPE S45/SF45 Polyamide (Nylon) 66 body in black or grey with nickel plated brass thread



www.adaptaflex.com

adaptalok unef circular connector fittings



NF
NORME FRANÇAISE



Deutsche Bahn



Approvals may be limited to certain products, see approvals on page 44.

TYPE A IP66

STRAIGHT BODY –
SWIVEL INTERNAL THREAD
For coupling to UNEF circular connectors.
Black only.



TYPE C90 IP66

90° ELBOW BODY –
SWIVEL INTERNAL THREAD
For coupling to UNEF circular connectors.
Black only.



TYPE 45 IP66

45° ELBOW BODY –
SWIVEL INTERNAL THREAD
For coupling to UNEF circular connectors.
Black only.



CONDUIT SIZE	CONNECTOR UNEF THREAD	PART NUMBER	PART NUMBER	PART NUMBER
13	5/8" - 24	AL13/U063/A/000620	AL13/U063/C90/000620	AL13/U063/45/000620
13	3/4" - 20	AL13/U075/A/000620	AL13/U075/C90/000620	AL13/U075/45/000620
13	7/8" - 20	AL13/U088/A/000620	AL13/U088/C90/000620	AL13/U088/45/000620
16	5/8" - 24	AL16/U063/A/000620	AL16/U063/C90/000620	AL16/U063/45/000620
16	3/4" - 20	AL16/U075/A/000620	AL16/U075/C90/000620	AL16/U075/45/000620
16	13/16" - 20	AL16/U081/A/000620	AL16/U081/C90/000620	AL16/U081/45/000620
16	7/8" - 20	AL16/U088/A/000620	AL16/U088/C90/000620	AL16/U088/45/000620
16	15/16" - 20	AL16/U094/A/000620	AL16/U094/C90/000620	AL16/U094/45/000620
16	1" - 20	AL16/U100/A/000620	AL16/U100/C90/000620	AL16/U100/45/000620
16	1 1/8" - 18	AL16/U119/A/000620	AL16/U119/C90/000620	AL16/U119/45/000620
16	1 1/16" - 18	AL16/U131/A/000620	AL16/U131/C90/000620	AL16/U131/45/000620
21	3/4" - 20	AL21/U075/A/000620	AL21/U075/C90/000620	AL21/U075/45/000620
21	7/8" - 20	AL21/U088/A/000620	AL21/U088/C90/000620	AL21/U088/45/000620
21	15/16" - 20	AL21/U094/A/000620	AL21/U094/C90/000620	AL21/U094/45/000620
21	1" - 20	AL21/U100/A/000620	AL21/U100/C90/000620	AL21/U100/45/000620
21	1 1/8" - 18	AL21/U113/A/000620	AL21/U113/C90/000620	AL21/U113/45/000620
21	1 3/16" - 18	AL21/U119/A/000620	AL21/U119/C90/000620	AL21/U119/45/000620
21	1 5/16" - 18	AL21/U131/A/000620	AL21/U131/C90/000620	AL21/U131/45/000620
21	1 7/16" - 18	AL21/U138/A/000620	AL21/U138/C90/000620	AL21/U138/45/000620
21	1 7/8" - 18	AL21/U144/A/000620	AL21/U144/C90/000620	AL21/U144/45/000620
21	1 3/4" - 18	AL21/U175/A/000620	AL21/U175/C90/000620	AL21/U175/45/000620
28	7/8" - 20	AL28/U088/A/000620	AL28/U088/C90/000620	AL28/U088/45/000620
28	15/16" - 20	AL28/U094/A/000620	AL28/U094/C90/000620	AL28/U094/45/000620
28	1" - 20	AL28/U100/A/000620	AL28/U100/C90/000620	AL28/U100/45/000620
28	1 1/8" - 18	AL28/U119/A/000620	AL28/U119/C90/000620	AL28/U119/45/000620
28	1 3/8" - 18	AL28/U138/A/000620	AL28/U138/C90/000620	AL28/U138/45/000620
28	1 1/2" - 18	AL28/U144/A/000620	AL28/U144/C90/000620	AL28/U144/45/000620
28	1 3/4" - 18	AL28/U175/A/000620	AL28/U175/C90/000620	AL28/U175/45/000620
28	2" - 18	AL28/U200/A/000620	AL28/U200/C90/000620	AL28/U200/45/000620
28	2 1/4" - 18	AL28/U225/A/000620	AL28/U225/C90/000620	AL28/U225/45/000620
34	1" - 20	AL34/U100/A/000620	AL34/U100/C90/000620	AL34/U100/45/000620
34	1 1/8" - 18	AL34/U119/A/000620	AL34/U119/C90/000620	AL34/U119/45/000620
34	1 1/16" - 18	AL34/U144/A/000620	AL34/U144/C90/000620	AL34/U144/45/000620
34	1 3/8" - 18	AL34/U175/A/000620	AL34/U175/C90/000620	AL34/U175/45/000620
34	2" - 18	AL34/U200/A/000620	AL34/U200/C90/000620	AL34/U200/45/000620
42	1 3/4" - 18	AL42/U175/A/000620	AL42/U175/C90/000620	AL42/U175/45/000620
42	2" - 18	AL42/U200/A/000620	AL42/U200/C90/000620	AL42/U200/45/000620

Infoline: 01675 468202



NF
NORME FRANÇAISE



Approvals may be limited to certain products, see approvals on page 44.

PUSH-IN FITTING

Inserts into a 20mm knock-out, panel thickness up to 4mm, no locknut required. Black and grey.



SWIVEL COUPLER IP66

STRAIGHT PA66 BODY – SWIVEL COUPLER
For coupling to corrugated flexible conduit.
Black only.



3-WAY COUPLER IP66

3-WAY PA66 FITTING
For coupling to corrugated flexible conduit.
Black and grey.



REMOVAL TOOL

BLACK ONLY

Adaptalok removal tool, closes around the conduit, is then pushed into the fitting, releasing the retaining lugs allowing fitting to be removed.



NOMINAL CONDUIT SIZE mm	PART NUMBER	PART NUMBER	NOMINAL CONDUIT SIZE COMBINATION	PART NUMBER	PART NUMBER
13	-	AL13-AL13/A/000040	13x10x10	AL131010/Y	AL13RT
16	AL16/KM20/A	AL16-AL16/A/000040	16x13x13	AL161313/Y	AL16RT
21	AL21/KM20/A	AL21-AL21/A/000040	21x16x16	AL211616/Y	AL21RT
28	-	AL28-AL28/A/000040	28x21x21	AL282121/Y	AL28RT
34	-	AL34-AL34/A/000040	-	-	AL34RT
42	-	AL42-AL42/A/000040	-	-	AL42RT
54	-	-	-	-	AL54RT
13-34	-	-	-	-	ALRTSET

- See pages 38 - 45 for Technical Details
- See page 23 for Accessories
- See pages 34 - 35 for Cutting Tools and Instructions
- See page 36 for alternative female coupler

To order complete Part No, add colour - e.g. AL131010/Y/BL

Adaptalok fittings' simple push and twist mounting ensures high mechanical strength and IP66 assembly with Type PA/PR/PI/PP conduits, whilst unauthorised or accidental removal is prevented by the necessity to use a screwdriver or tool.

Lightweight aluminium or polyamide (Nylon) threaded swivel Adaptalok fittings (opposite page) provide simple coupling to UNEF threaded military style multi-pin connectors whilst Adaptalok couplers (this page) facilitate the connection of other conduits in various arrangements.

ADAPTALOK
SYSTEM
FROM ADAPTAFLEX



Compatible with fine and coarse pitch corrugated flexible conduit systems

Polyamide (Nylon) 66 body in black

Internal O-ring seal connector

Thread swivels for easy installation

www.adaptaflex.com