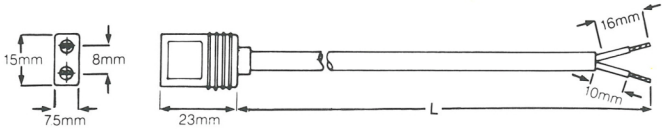
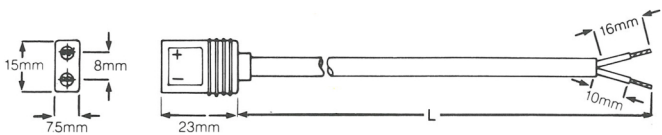


PLUGS and LEADS



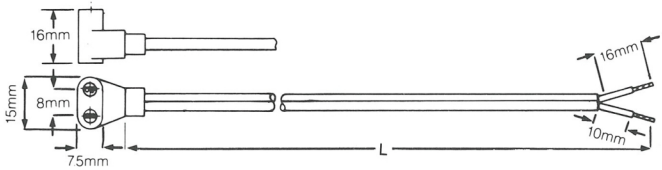
Plug and Lead black sheathed twin cable with blue/brown colour-coded wires for use on AC supplies.

TYPE	Length L
143(3) or (4) ---- 0.61 AC	610mm
143(3) or (4) ---- 1.00 AC	1 metre
143(3) or (4) ---- 1.50 AC	1.5 metres
143(3) or (4) ---- 3.00 AC	3 metres



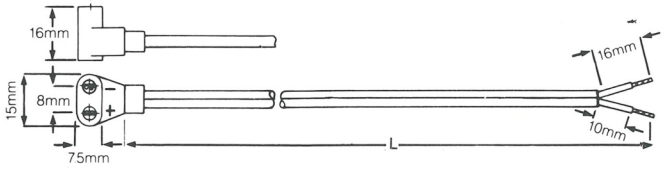
Plug and Lead black sheathed twin cable with red/black colour-coded wires for use on DC supplies. Polarity markings +/- on connection head.

TYPE	Length L
143(3) or (4) ---- 0.61 DC	610mm
143(3) or (4) ---- 1.00 DC	1 metre
143(3) or (4) ---- 1.50 DC	1.5 metres
143(3) or (4) ---- 3.00 DC	3 metres



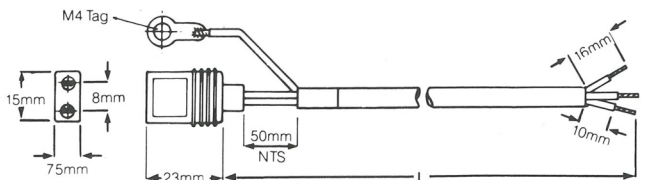
Plug and Lead black sheathed twin cable with blue/brown colour-coded wires for use on AC supplies. Right-angle connection head as illustrated. Only available to suit 2.8 x 0.5 pins. UL and CSA listed.

TYPE	Length L
1434 ---- L0.61 AC	610mm
1434 ---- L1.00 AC	1 metre



Plug and Lead black sheathed twin cable with red/black colour-coded wires for use on DC supplies. Right-angle head with +/- polarity markings. Only available to suit 2.8 x 0.5 pins. UL and CSA listed.

TYPE	Length L
1434 ---- L0.61 DC	610mm
1434 ---- L1.00 DC	1 metre



Plug and Lead black sheathed 3 core cable, colour-coded brown/blue/green-yellow, for use on AC supplies. Earth wire brought out with M4 Ring terminal provided for connection to the earthing point on the EBM fan.

TYPE	Length L
143(3) or (4) E---- 0.61 AC	610mm
143(3) or (4) E---- 1.00 AC	1 metre
143(3) or (4) E---- 1.50 AC	1.5 metres
143(3) or (4) E---- 3.00 AC	3 metres