



CLIPSAL INDUSTRIAL 56 SERIES

Industrial Switchgear has to be tough, able to take hard knocks and above all perform reliably under all conditions.

Even when it is in for a good drenching it has to measure up. Clipsal's 56 series does just that.

Durable engineering plastics are used throughout. Polycarbonate for covers, rigid PVC for Mounting Enclosures, Polyester and Polyamide for Plug and Socket terminal housings. Combine these materials with the flexibility of Clipsal's modular design and you've got a range of industrial switchgear that takes some beating.

Hoseproof Protection IP56

All isolators, sockets and combinations carry an international protection rating of IP56 which means they meet the exacting Hoseproof and Dustproof specifications of IEC529 and BS5490 standards. In fact, many items within the range have now been successfully rated to IP66.

Modular Concept

The 56 series design is based on a modular concept with each module measuring 95 x 95mm. The flexibility allowed by this concept means a host of custom built combinations are possible: Sockets with Sockets, Isolators with Isolators or combinations. They can be wired individually, or looped together for vertical or horizontal mounting. And because Three, Two and Single Phase units are the same size, only one range of Mounting Enclosures is necessary.

Mounting enclosures are available in one, two, three, four, six, eight and nine gangs.

Flaps on Sockets

An innovative design variation is the clear or transparent coloured spring loaded flap which covers the Socket outlet. Now you can visually check in an instant, the pin configuration and condition of the socket.

The 'snap catch latch' on the flap, helps ensure the IP56 rating is retained when not in use. The 13 Amp 3 pin plug has a locking ring which again ensures IP56 protection with the plug inserted.

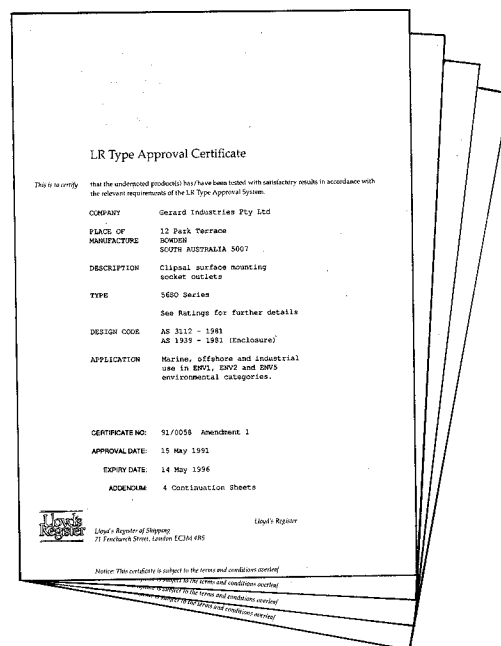
Chemical Resistance

Most Clipsal 56 Series products can be manufactured from chemically resistant materials.

(Full Details Available upon Request).







Lloyds Register Shipping Approval










Clipsal 56 Series is approved by Lloyds Register of Shipping for Marine, Offshore or Industrial use in ENV1, ENV2 and ENV5 environments.










**Lloyds
Register**





INTERNATIONAL PROTECTION RATING


	TEST	PROTECTION
X	No Test applied	No specific protection
0	No Test applied	Inherent degree of protection
1		Protected against solid objects larger than 50mm (e.g. accidental contact with hand).
2		Protected against solid objects larger than 12mm (e.g. finger of the hand).
3		Protected against solid objects larger than 2.5mm (e.g. tools, wires).
4		Protected against solid objects larger than 1mm (e.g. fine tools and wires).
5		Protected against dust. Prevent entry in sufficient quantity to interfere with satisfactory operation.
6		Completely protected against dust.

	TEST	PROTECTION
X	No Test applied	No specific protection
0	No Test applied	Inherent degree of protection
1		Protected against drops of water falling vertically.
2		Protected against drops of water falling at up to 15° from the vertical.
3		Protected against spraying water at up to 60° from the vertical.
4		Protected against splashing water from all directions.
5		Protected against jets of water from all directions.
6		Protected against jets of water of similar force to heavy seas.
6D		Protected against driving rain.
7		Protected against the effects of immersion.
8		Protected against the effects of submersion.








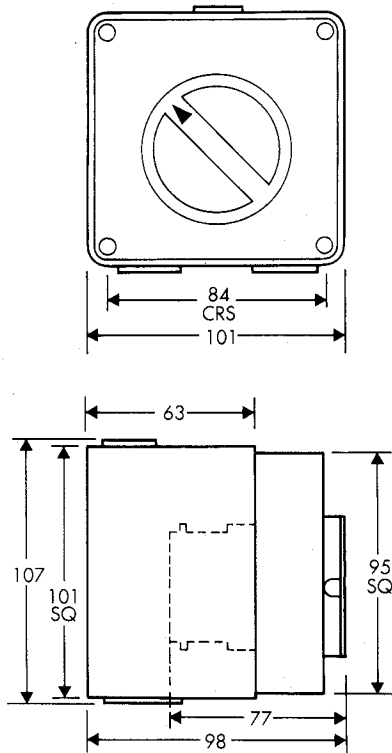


56SW320



56SW320 RK

Enclosure has 8 mounting points.
Dual 32 - 25mm cut out in back for cable entry. Screwed Entries are 2 x 25mm and 1 x 32mm. All plugs included.
Neutral and Earth connectors for up to 3 x 6mm² cable supplied.



Dimensional Detail (mm) - Single, Double, Triple and Key Operated Switches.

Surface Isolators

Clipsal Industrial Isolators incorporate a positive, semi rotary switch action. Positional information is clearly marked and there's provision for locking in the OFF position, for two padlocks. Hole diameter 8mm.

The Semi-Rotary Mechanism is now available in Red (as shown) typically for Emergency Switching purposes in accordance with Part 5 of IEE Wiring Regulations.

If locking is required in the ON position simply drill a hole where necessary. As an additional feature standard Clipsal Mains Isolators can be used for replacement in the relevant switch housings.

	Volts	Amps	Poles	Cables (mm ²)
(1) 56SW110	250	10	1	3 x 2.5
(1) 56SW110/2*	250	10	1	3 x 2.5
(1) 56SW115	250	15	1	3 x 2.5
(1) 56SW115/2*	250	15	1	3 x 2.5
56SW120	250	20	1	1 x 25
56SW132	250	32	1	1 x 25
56SW150	250	50	1	1 x 25
56SW220	500	20	2	1 x 25
56SW232	500	32	2	1 x 25
56SW250	500	50	2	1 x 25
56SW263	500	63	2	1 x 25
56SW310	500	10	3	1 x 25
(3) 56SW320	500	20	3	1 x 25
(3) 56SW332	500	32	3	1 x 25
(3) 56SW350	500	50	3	1 x 25
(3) 56SW363	500	63	3	1 x 25
(5) 56SW363/2	500	63	3	1 x 25
56SW420	500	20	4	1 x 25

Note : (1) These incorporate Clipsal 30 Series Switch Mechanism, and are fitted to shallow enclosures (38mm deep) as standard.

(2) All Isolators are available Less Enclosure - add L.E. to Cat. No. e.g. **56SW320** becomes **56SW320LE**.

(3) Micro Switch available - add C to Cat. No. e.g. **56SW320** becomes **56SW320C**.

* (4) Two way 4 Terminal Switch Mechanism.

(5) **56SW362/2**. 63A 3P Isolator mounted in 2 Gang Cover.


(6) All Isolators are available with RED Semi-Rotary Mechanism - add RK to Cat. No. e.g. **56SW320** becomes **56SW320RK**.

Key Operated Isolators

Supplied with two individual keys. Common keys are available to special order.

Lock in only OFF Position	Volts	Amps	Poles	Cables (mm ²)
56K1SW120	250	20	1	1 x 25
56K1SW132	250	32	1	1 x 25
56K1SW150	250	50	1	1 x 25
56K1SW220	500	20	2	1 x 25
56K1SW232	500	32	2	1 x 25
56K1SW250	500	50	2	1 x 25
56K1SW263	500	63	2	1 x 25
56K1SW310	500	10	3	1 x 25
56K1SW320	500	20	3	1 x 25
56K1SW332	500	32	3	1 x 25
56K1SW350	500	50	3	1 x 25
56K1SW363	500	63	3	1 x 25

Note: Also available as Lock ON and Lock OFF. Change Cat. No. to K2 e.g. **56K1SW120** becomes **56K2SW120**.




56K2SW320

Reversing and Changeover Switches

Extending Clipsal's Modular 56 Series Control Stations even further are two - two position changeover switches for resistive or inductive loads up to 20 Amps two or four pole. There is a similar rated three pole reversing switch also available in this range.


	Volts	Amps	Poles
56SW320R	500	20	3
56SW220CO	500	20	2
56SW420CO	500	20	4




56SW320R

Single & Twin 2 Way Switches with Sliding Switch Dollies

	Volts	Amps	No. Switches Per Module	Cables (mm ²)
56SSW10	250	10	1	3 x 2.5
56SSW15	250	15	1	3 x 2.5
56SSW2/10	250	10	2	3 x 2.5
56SSW2/15	250	15	2	3 x 2.5




56SSW2/10




56PBS1


56/2PB




56/2PBS1



56SO215/32



56SO313



56SO532/6

Push Button Control Stations

Clipsal offer five ruggedly built Control Stations. They take some beating in wet, dusty and dirty conditions for controlling starters on motorised pumps, saws, compressors, conveyors, lathes, presses and processing lines etc.

	Volts	Amps	Button Colour	Cover Marked	Cables (mm ²)
56PB	250	15	Green	-	3 x 2.5
56PBS	250	15	Red	STOP	3 x 2.5
□ 56/2PB	250	15	1 x Red	STOP)	3 x 2.5
			1 x Green	START)	
□ 56PBS1	250	15	Red	EMERG)	3 x 2.5
				STOP)	
□ 56/2PBS1	250	15	1 x Red	EMERG)	3 x 2.5
			1 x Green	START)	

Surface Sockets

All Sockets feature a clear or transparent coloured hoseproof flap to indicate voltage rating, with a snap catch latch. The flap allows instant visual inspection of socket condition and pin configuration.

Terminal housings are moulded in robust and hard wearing polyester and polyamide to minimise damage.

Three ranges of surface socket outlets are available.

One at 250V 13A 3 Pin to BS1363, the other two at 250 & 415V, and of 3, 4 or 5 pole configurations at both 16 and 32 amperes, to CEE17/EN60309 (will supercede BS4343).

Each range of Sockets accommodates both plain and screw ring Plugs, to rationalise the number of variations required.

	Volts	Amps	Poles	H	Cables (mm ²)
□ 56SO215/32	32	15	2	-	3 x 4
56SO210/16	250	16	2	-	3 x 4
56SO316/4	110	16	3	4	3 x 2.5
56SO316/6	250	16	3	6	3 x 2.5
56SO416/6	415	16	4	6	3 x 2.5
56SO516/6	415	16	5	6	3 x 2.5
□ (1) 56SO313	250	13	3	-	3 x 4
56SO332/4	110	32	3	4	2 x 4
56SO332/6	250	32	3	6	2 x 4
56SO432/6	415	32	4	6	2 x 4
□ 56SO532/6	415	32	5	6	2 x 4

Note: (1) IP56 when screw ring plug used.

Remainder 56SO Range - IP56 with Flap Closed.


IP44 in Service.

Plugs -Single Phase

Clipsal Plugs for 250V industrial applications are fitted with a screwed ring for securing to the socket outlet, also a flexible cable gland is provided to positively grip the cable, all to ensure dependable sealing.

- **56P313** 250V. 13A. 3 Pole.

Note: Multi-pole plugs with international degree of protection to IP44 and IP67, of 16 and 32 ampere rating, and for use in conjunction with the Clipsal range of surface socket outlets of equal ratings, can be found in the industrial - CEE17 Series.



56P313

Combination Units

The modular concept of the Clipsal 56 Series provides for a significant number of achievable combinations.

From the variety of 'one-piece' enclosures, one to nine gang (no five or seven gang), single switch sockets in two gang formation to more complex assemblies typically as those illustrated, can be built. All units are supplied unwired as standard. Pre-wired units are available to customers requirements at additional cost.

All sockets and RCD units feature a clear or transparent coloured hoseproof flap with a snap catch latch. Both plain and screw ring plugs can be accommodated in the sockets.


- **56C313** 250V 13A BS1363 three pin, IP56 surface switch socket with mounting enclosure. Two module units.

56C313D . . . As above Double Pole.


- **56CV313** . . . As 56C313. One Piece Cover.

56CV313D . . As above. Double Pole.


- **56E2/4EL** . . .IP56 two gang enclosure incorporating a 30mA BS4293 RCD and fitted with cover with snap catch latch.




56C313



56CV313



56E2/4EL



56C313/4EL


- **56C313/4EL** A unit designed for fixed wiring installations. The impact resistant moulded enclosure offers top and bottom threaded entries and cut-out facility in the back. Incorporating a BS1363, 13A socket outlet protected by a 30mA RCD, the complete unit is to IP56.

56C313RC2As above, less RCD.

56C313/2/4ELAs above but with two 13A socket outlets protected by a 30 mA RCD.

56C313RC2/2As above, less RCD.


- Note:** (1) Combinations available less enclosure - add LE to cat No. e.g. 56C313 becomes 56C313LE
 (2) Combinations with key operated switches are available to customers specific requirements.
 (3) **56P313** - 13A plug should be used in conjunction with these units to maintain IP56.



56SOX


Adaptable Covers

- **56SOX** IP56 Cover with Blank Plate.



56SOX1

- **56SOX1** IP56 Cover with 1 x 25mm hole and F30Z2 clip to suit 30 series Mech.



56SOX2

- **56SOX2** As above with 2 x F30Z2 clips to suit 30 series Mechs.


C Form Adaptors

To facilitate the surface mounting of 16 and 32A panel sockets onto the Clipsal 56 series enclosures, three adaptor units of rigid Polycarbonate material are available.


- **56A**One Gang Inclined Adaptor for panel socket outlets, with Mounting Centres 60 x 60mm.

- **56A1**One Gang straight Adaptor for 16A inclined panel socket outlets, with Mounting Centres 70 x 56mm.


- **56A1/2**Two Gang Straight Adaptor for Clipsal range of 32A inclined panel socket outlets, with Mounting Centres 90 x 68mm.



56A



56A1




56A1/2

Mounting Enclosures


Ample conduit and cable entries are provided and there is plenty of wiring room for easy installation.

All screwed conduit entries are provided with plugs. The multigang enclosures feature moulded bridges between modules to ensure components sit flush on a continuous surface. Moulded Dividers are also available for multigang boxes to segregate phases and services, and are standard with 4, 6, 8 and 9 gang enclosures. Each Enclosure has a host of mounting points and plugs are provided to double insulate mounting screw heads.

One Neutral and one Earth connector, able to accommodate up to 3 x 6mm² cables are supplied with each enclosure, and Moulded Gaskets are supplied with each module.




56E1




56E2

56ES2



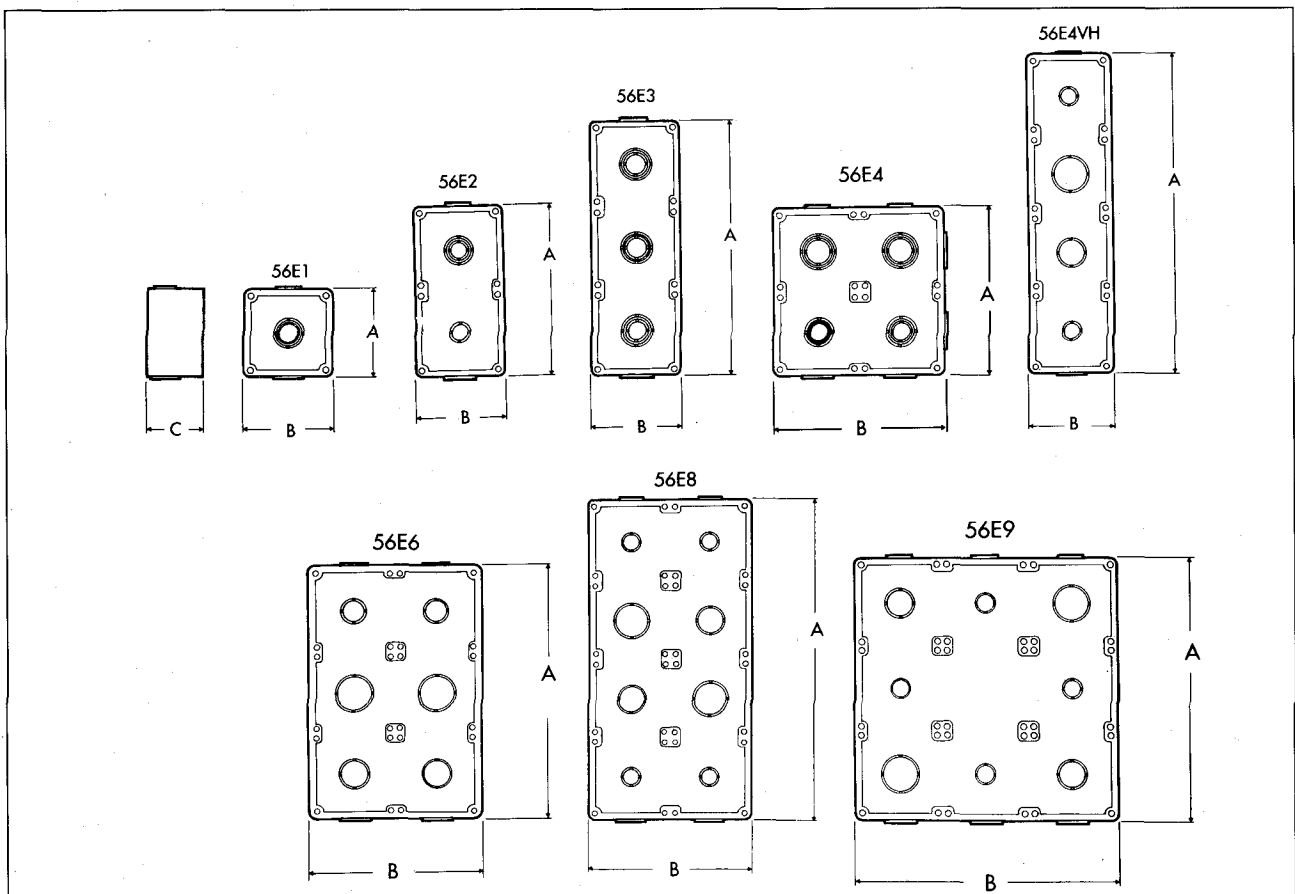
56E4



56E9

	No. of Gangs	Dimensions (mm)			No. Mounting Points	Screwed Conduit Entries (mm)	Cut Outs (mm)	
		H	W	D				
□	56E1	1	101	101	63	8	2 x 25, 1 x 32	1 x Dual 32-25
	56ES1	1	101	101	38	4	2 x 20, 1 x 25	1 x Dual 20-25
□	56E2	2	198	101	63	8	2 x 25, 1 x 32	1 x 25, 1 x 32
□	56ES2	2	198	101	38	4	2 x 20, 1 x 25	2 x Dual 20-25
	56ED2	2	198	101	100	8	2 x 40	1 x 25, 1 x 32
	56E3	3	294	101	63	16	2 x 25, 1 x 32	2 x 25, 1 x 32
□	56E4	4	198	198	63	16	2 x 25, 2 x 32	2 x 25, 1 x 32, 1 x 40
	56E4VH	4	391	101	63	16	2 x 25, 1 x 32	2 x 25, 1 x 32, 1 x 40
	56E6	6	294	198	63	24	2 x 25, 2 x 32	2 x 25, 2 x 32, 2 x 40
	56E8	8	391	198	63	20	2 x 25, 2 x 32	4 x 25, 2 x 32, 2 x 40
□	56E9	9	294	294	63	28	3 x 25, 3 x 32	4 x 25, 2 x 32, 2 x 40


Note: Other Screwed Conduit Entries available upon request.




Adaptable Enclosures

Clipsal Adaptable Enclosures are supplied complete with gear tray to mount control equipment, contactors, relays, time switches, transformers, etc. Transparent deep lids, sealing screws and gasket are standard.


Gear trays have a number of mounting points for optimum securing. Impact resistant and UV Stabilised, the base is moulded in PVC and the lid in Polycarbonate.




56DB4, 56DB2, 56DB6,




56XDB4



56L1, 56L3, 56L2,



56L1/30/1



56DL4

	No. of Gangs	Dimensions (mm)			Mounting Points	Cut Outs (mm)	
		H	W	D			
□	56DB2	2	198	101	140	6	1 x 25, 1 x 32
	56DB3	3	294	101	140	16	2 x 25, 1 x 32
□	56DB4	4	198	198	140	16	2 x 25, 2 x 32, 1 x 40
	56XDB4	4	198	198	182	16	2 x 25, 2 x 32, 1 x 40
	56DB6	6	294	198	140	24	2 x 25, 2 x 32, 2 x 40
□	56XDB6	6	294	198	184	24	2 x 25, 2 x 32, 2 x 40
	56DB9	9	294	294	180	28	4 x 25, 2 x 32, 2 x 40

Mounting Enclosure Lids

Mounting Enclosure Lids are moulded in UV Stabilised Polycarbonate. All are 28mm deep and supplied complete with sealing gasket.

	No. of Gangs	Dimensions (mm)			Description	
		H	W	D		
	56L1/22/1	1	95	95	28	Accepts Push Button Operator 22.5mm Dia.
	56L1/22/2	1	95	95	28	Accepts 2 Push Button Operators 22.5mm Dia.
□	56L1/30/1	1	95	95	28	Accepts Push Button Operator 30mm Dia.
	56L1/30/2	1	95	95	28	Accepts 2 Push Button Operators 30mm Dia.
□	56L1	1	95	95	28	Transparent Clear Polycarbonate. Can also be Drilled to accept Push-Buttons Etc.
□	56L2	2	192	95	28	
□	56L3	3	288	95	28	
	56L4	4	192	192	28	
	56DL2	2	192	95	78	
	56DL3	3	288	95	78	
□	56DL4	4	192	192	78	
	56DL6	6	288	192	78	
	56DL9	9	288	288	118	