

R2E225-BD92-09

AC centrifugal fan

backward curved, single inlet



ebm-papst Mulfingen GmbH & Co. KG

Bachmühle 2

D-74673 Mulfingen

Phone: +49(0)7938/81-0

Fax: +49(0)7938/81-110

info1@de.ebmpapst.com

www.ebmpapst.com

Nominal data

Type	R2E225-BD92-09		
Motor	M2E068-DF		
Phase		1~	1~
Nominal voltage	[V]	230	230
Frequency	[Hz]	50	60
Type of data definition		rfa	rfa
Valid for approval / standard		CE	CE
Speed	[min ⁻¹]	2650	2950
Power input	[W]	135	200
Current draw	[A]	0.6	0.88
Motor capacitor	[μF]	4	4
Capacitor voltage	[VDB]	450	450
Min. back pressure	[Pa]	0	0
Max. ambient temperature	[°C]	55	55

ml = max. load · me = max. efficiency · rfa = running at free air · cs = customer specs · cu = customer unit
Subject to alterations

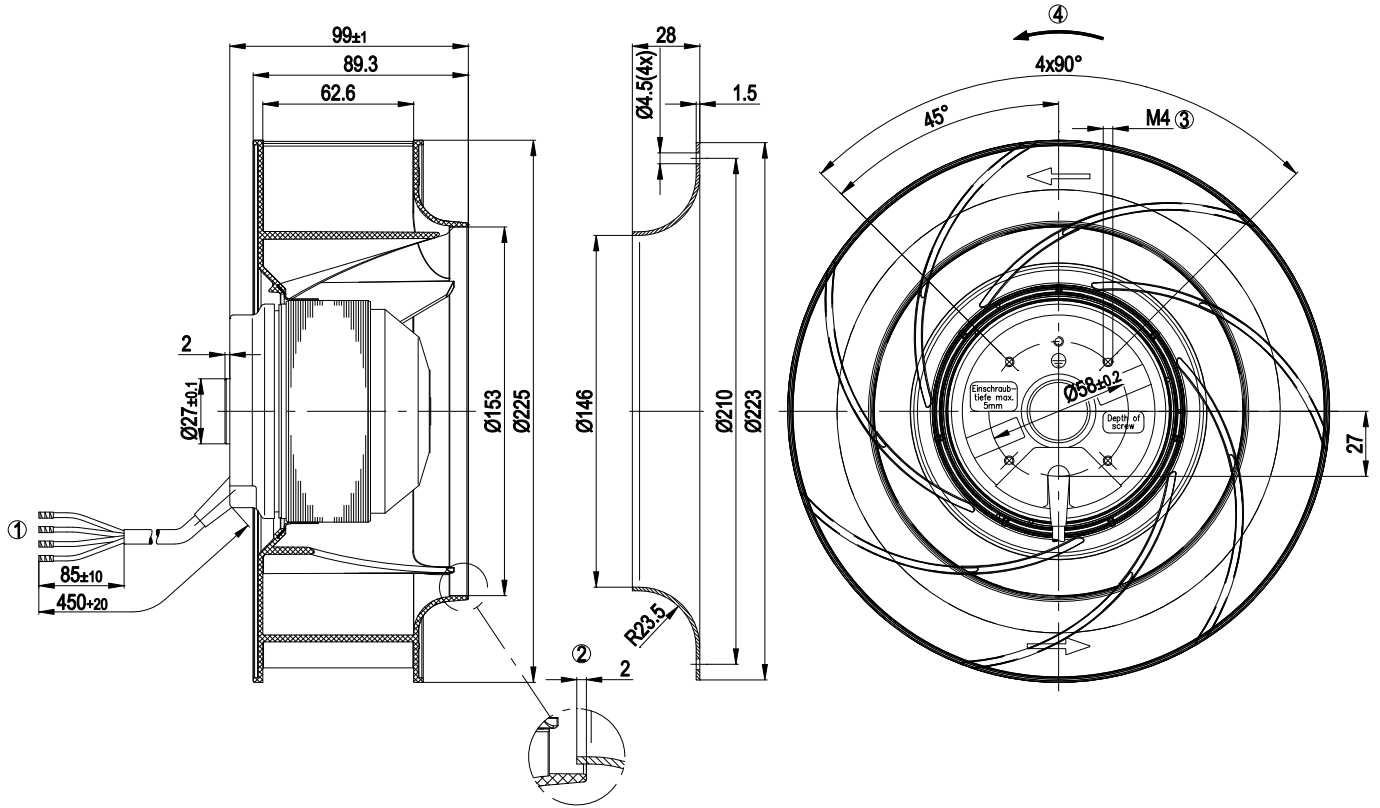
Technical features

Leakage current	< 0.75 mA
Size	225 mm
Operation mode	S1
Direction of rotation	Clockwise, seen on rotor
Mounting position	Shaft horizontal or rotor on bottom; rotor on top on request
Humidity class	F1-2
Insulation class	"F"
Cable exit	Variable
Condensate discharge holes	Rotor-side
Bearing motor	Ball bearing
Mass	2.28 kg
Material of impeller	PA plastic 6, fiberglass-reinforced
Motor protection	Thermal overload protector (TOP) wired internally
Product conforming to standard	CE; EN 60335-1
Surface of rotor	Coated in black
Number of blades	7
Type of protection	IP 44; Depending on installation and position as per EN 60034-5
Protection class	I
Max. permissible ambient motor temp. (transp./ storage)	+ 80 °C
Min. permissible ambient motor temp. (transp./storage)	- 40 °C
Approval	CCC

AC centrifugal fan

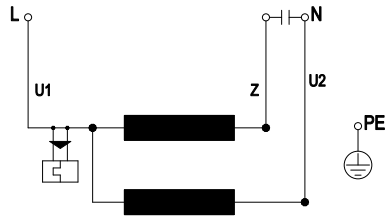
backward curved, single inlet

Product drawing



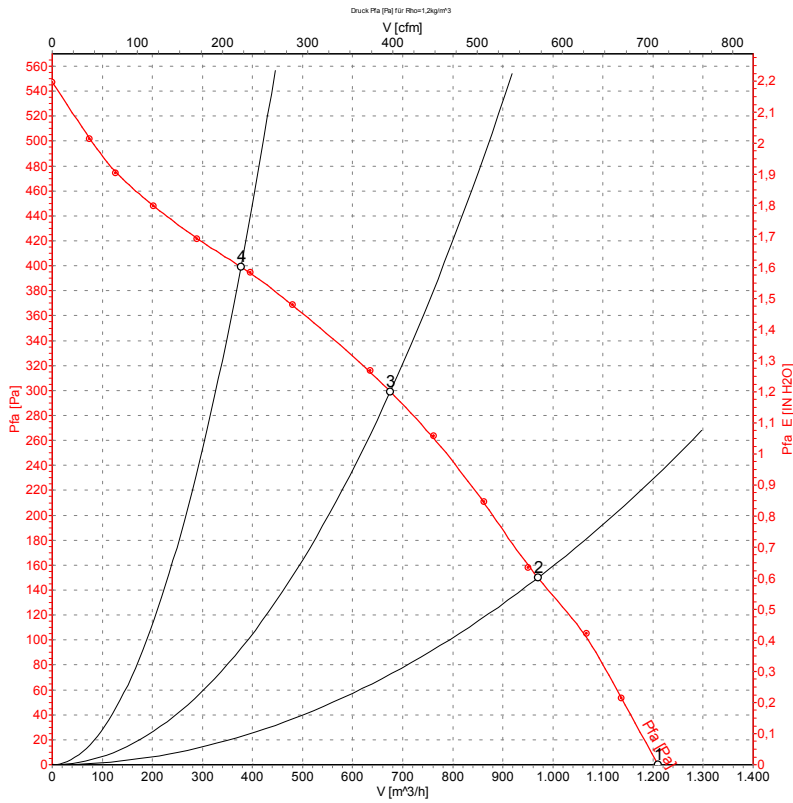
1	Connection line silicone, 4x brass lead tips crimped
2	Accessory part: Inlet nozzle 96358-2-4013, not included in the standard scope of delivery
3	Screw depth max. 5 mm
4	Direction of rotation clockwise, seen on rotor

Connection screen



U1	blue	Z	brown	U2	black
PE	green/yellow				

Charts: Air flow 50 Hz

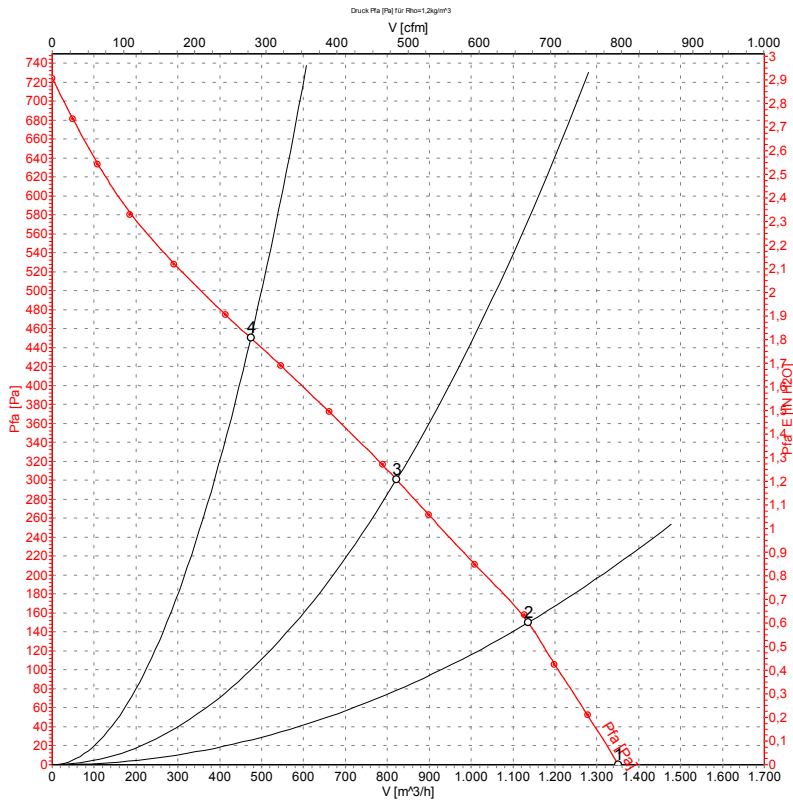


Measurement: LU-57084

Measured values

	U	f	n	P ₁	I	Ŷ	P _{fa}
	[V]	[Hz]	[min ⁻¹]	[W]	[A]	[m ³ /h]	[Pa]
1	230	50	2700	135	0.60	1210	0
2	230	50	2660	138	0.60	970	150
3	230	50	2595	150	0.65	675	300
4	230	50	2645	140	0.61	375	400

Charts: Air flow 60 Hz



Measurement: LU-57085

Measured values

	U	f	n	P ₁	I	\hat{V}	P _{fa}
	[V]	[Hz]	[min ⁻¹]	[W]	[A]	[m ³ /h]	[Pa]
1	230	60	2950	200	0.88	1350	0
2	230	60	2910	207	0.91	1135	150
3	230	60	2795	216	0.94	820	300
4	230	60	2845	210	0.92	475	450