



MBC150 Series

Open Frame Power Supplies

Medical

The MBC150 Series of open-frame medical power supplies, with its wide universal input range 90-264 VAC, is available at 150 W of output power with forced-air cooling and a variety of single output voltages.

The MBC Series is designed and approved to the latest medical standards (EN/IEC 60601-1), providing 2 x MOPP isolation for Class I & Class II applications.


These power supplies are ideal for medical, telecom, datacom, industrial equipment and other applications.

Key Features & Benefits

- 4 x 2 x 1.3 Inch Form Factor
- 150 W with Forced-Air Cooling
- 12 V @ 0.5 A fan voltage auxiliary output
- High Efficiency > 86%
- Low conducted and radiated noise
- Light weight
- IEC Protection Class Options:
 - Class I: Earthing Tab J4 (no suffix)
 - Class II: No Earthing Tab (-2 suffix)
- Medical Safety Agency Approvals
- RoHS Compliant

Applications

- Diagnostic
- Drug Pump
- Monitoring
- Dialysis
- Home Health Care
- Portable Equipment



bel POWER SOLUTIONS & PROTECTION

a bel group

belpowersolutions.com

1. MODEL SELECTION

MODEL ³	CONNECTOR	OUTPUT VOLTAGE	MAX LOAD CONVECTION ¹	MAX LOAD 300 LFM ^{1,4,5}	MINIMUM LOAD	RIPPLE & NOISE ²
MBC150-1005G	JST	5 VDC	16.0 A	16.0 A	0.0 A	1%
MBC150-1T05G	Screw Terminal	5 VDC	16.0 A	20.0 A	0.0 A	1%
MBC150-1012G	JST	12 VDC	8.33 A	12.5 A	0.0 A	1%
MBC150-1T12G	Screw Terminal	12 VDC	8.33 A	12.5 A	0.0 A	1%
MBC150-1015G	JST	15 VDC	6.67 A	10.0 A	0.0 A	1%
MBC150-1T15G	Screw Terminal	15 VDC	6.67 A	10.0 A	0.0 A	1%
MBC150-1024G	JST	24 VDC	4.17 A	6.25 A	0.0 A	1%
MBC150-1T24G	Screw Terminal	24 VDC	4.17 A	6.25 A	0.0 A	1%
MBC150-1048G	JST	48 VDC	2.08 A	3.13 A	0.0 A	1%
MBC150-1T48G	Screw Terminal	48 VDC	2.08 A	3.13 A	0.0 A	1%
COVER-201-XBC	Metal cover kit accessory					

¹ Combined output power from V1, VSTBY and VFAN should not exceed the total output power rating.

² Ripple is 2% up to 20% load and < 1% above 20% load. Ripple is peak to peak with 20 MHz bandwidth and 10 μ F (Tantalum capacitor) in parallel with a 0.1 μ F capacitor at rated line voltage and load ranges.

³ For Class II (without input Earth pin) add suffix -2 (e.g.: MBC150-1012G-2).

⁴ Fan output voltage tolerance is +/-20%.

⁵ Peak current for fan output is 1 A.

2. INPUT SPECIFICATIONS

Specifications are for nominal input voltage, 25°C unless otherwise stated.

PARAMETER	DESCRIPTION / CONDITION	SPECIFICATION
Input Voltage	Universal	90-264 VAC / 120-390 VDC
Input Frequency		47 to 63 Hz
Input Current	120 VAC: 230 VAC:	1.7 A max. 0.85 A max.
No Load Power		1.2 W
Inrush Current	120 VAC: 230 VAC:	35 A max. 65 A max.
Leakage Current	120 VAC: 230 VAC:	< 140 μ A < 250 μ A
Power Factor	120 VAC: 230 VAC:	0.99 0.95
Switching Frequency	PFC converter (variable) Resonant converter (variable)	35 - 250 kHz, 90 kHz typical 35 - 250 kHz, 90 kHz typical

3. OUTPUT SPECIFICATIONS



PARAMETER	DESCRIPTION / CONDITION	SPECIFICATION
Output Power	Derate output power linearly to 80% from 90 VAC to 80 VAC input Peak Power 170 W for 0.2 s	150 W
Efficiency	120 VAC: 230 VAC:	84% typical 86% typical
Hold Up Time	120 VAC: 230 VAC:	6 ms 10 ms
Line Regulation		+/-0.5%
Load Regulation		+/-2.0%
Transient Response	Main output 50 to 100% load change, 50 Hz, 50% duty cycle, 0.1A / uSec	< 10%, recovery time < 5 ms
Rise Time		< 100 ms
Set Point Accuracy	Main output	± 1%
Voltage Adjustment	V1	± 3 %
Over Current Protection		110% typical above rating
Over Voltage Protection	V1	110 to 150%
Short Circuit Protection	Short term, Automatic recovery	

4. ENVIRONMENTAL SPECIFICATIONS

PARAMETER	DESCRIPTION / CONDITION	SPECIFICATION
Operating Temperature	Refer to derating curve Start-up is guaranteed	-20 to 70°C -20 to 0°C
Storage Temperature		-40 to 70° C
Cooling	5 V model Other models	Convection: 300 LFM: Convection: 300 LFM: 80 W 100 W 100 W 150 W
Humidity	Non Condensing	95%
Altitude	Operating: Non-Operating:	10,000 ft. 40,000 ft.
Reliability	MTBF according to Telcordia -SR332-Issue 3	2.4 million hours

5. EMC SPECIFICATIONS

PARAMETER	DESCRIPTION / CONDITION	SPECIFICATION
Conducted Emissions	EN55022-B, CISPR22-B, FCC PART15, EN50082-1	Class B
Radiated Emissions	EN55022-B, CISPR22-B, FCC PART15-B	To be controlled in end system
Harmonic Current	EN61000-3-2	Class D
Static Discharge	EN61000-4-2	Level 3
RF Field Susceptibility	EN61000-4-3	Level-3
Fast Transients/Bursts	EN61000-4-4	Level 3
Surge Susceptibility	EN61000-4-5	Level-3
AC Flicker	EN61000-3-3:	Pass

6. SAFETY SPECIFICATIONS

PARAMETER	DESCRIPTION / CONDITION	SPECIFICATION
Isolation Voltage	Input to Output:	Min. 5900 VDC
Safety Standards	Approved to the latest edition of the following standards: CSA/UL60601-1, EN60601-1 and IEC60601-1.	
Agency Approvals	Nemko, UL, C-UL	
CE mark	Complies with LVD Directive	

7. CONNECTOR & PIN DESCRIPTION

CONNECTOR	PIN	DESCRIPTION / CONDITION	MANUFACTURER / PN
AC Input Connector	J1	Pin 1 AC Line Pin 2 AC Neutral	Molex: 26-60-4030 or equivalent Mating: 09-50-3031; Pins: 08-50-0106 Option-1: Tyco: 1776112-4 or equivalent
DC Output Connector	J2	Pin 1,2 V1 Pin 3,4 RTN	Mating: 13 AWG wire Option-2: JST: B4P-VH-B (LF) (SN) or B4P-VH (LF) (SN) or equivalent Mating: VHR-4M; Pins: SVH-41T-P1.1
Fan	J3	Pin 1 VFAN (12 V / 0.5 A) Pin 2 RTN	Tyco: 640456-2 or equivalent Mating: 640440-2
Earthing Tab	J4		Molex: 19705-4301 or equivalent Mating: 190030001

8. MECHANICAL SPECIFICATIONS

PARAMETER	DESCRIPTION / CONDITION
Weight	150 g (0.33 lbs.)
Dimensions	101.6 x 50.8 x 33.6 mm (4.0 x 2.0 x 1.3 inch)

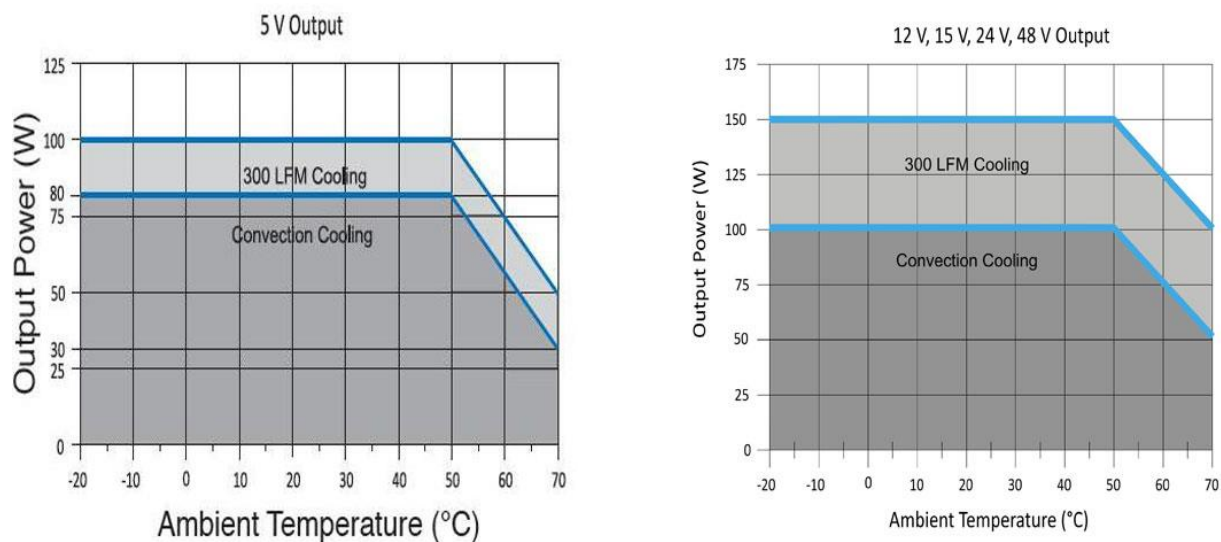


Figure 1 - Output Power Vs. Temperature

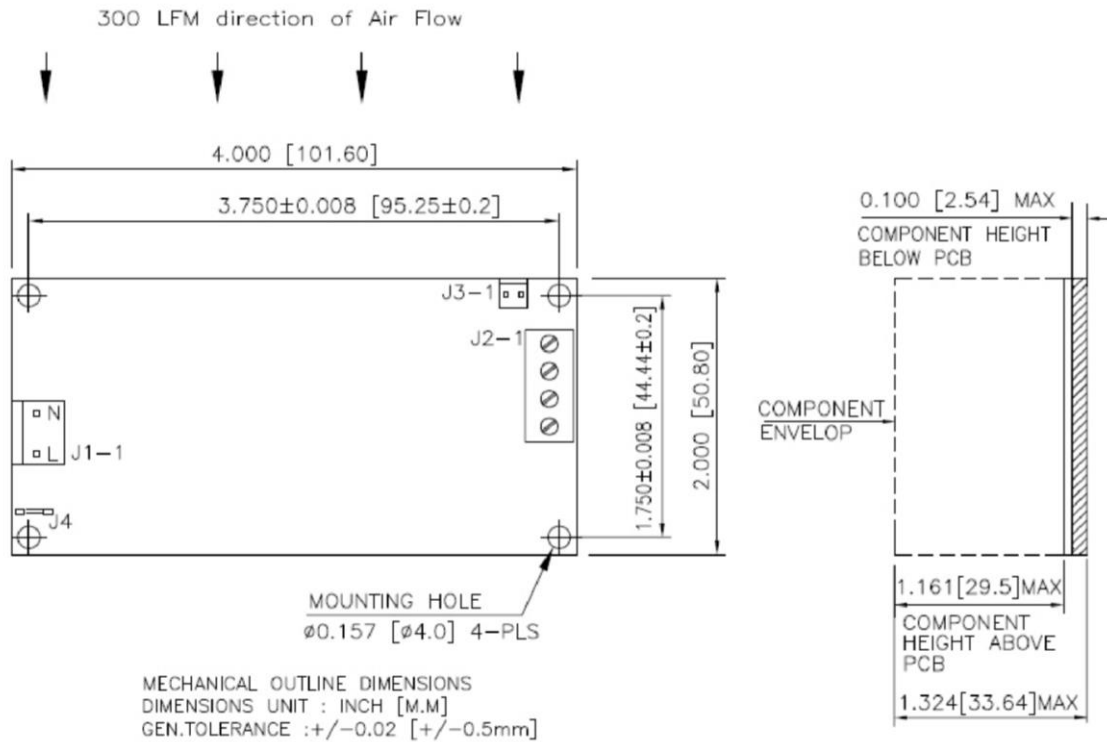


Figure 2 - Mechanical Drawing

NOTES: In case the PCB is mounted in a metal enclosure, using metal hardware ensure the following:

- 1 Stand off, used to mount PCB has OD of 5.4 mm max.
- 2 Screws, used to fix PCB on stand off, have head dia of 6.0 mm max.
- 3 Washer, if used, to have dia of 6.5 mm max.

For more information on these products consult: tech.support@psbel.com

NUCLEAR AND MEDICAL APPLICATIONS - Products are not designed or intended for use as critical components in life support systems, equipment used in hazardous environments, or nuclear control systems.

TECHNICAL REVISIONS - The appearance of products, including safety agency certifications pictured on labels, may change depending on the date manufactured. Specifications are subject to change without notice.



Asia-Pacific
+86 755 298 85888

Europe, Middle East
+353 61 225 977

North America
+1 408 785 5200