

# PSE Technology Corporation

## ***SPECIFICATION FOR APPROVAL***

CUSTOMER \_\_\_\_\_

NOMINAL FREQUENCY 40.000000 MHz



PRODUCT TYPE **TYPE FL 3.2x2.5 SEAM SEALED CRYSTAL**

SPEC. NO. ( P/N ) FL400WFMT1

CUSTOMER P/N \_\_\_\_\_

ISSUE DATE June 23, 2016

VERSION A

APPROVED	PREPARED	QA
		
APPROVED BY CUSTOMER 		AVL Status
Please return one copy with approval to PSE-TW		

### PSE Technology Corporation

No.2, Tzu-Chiang 5th Rd, Chung Li Industrial Park,  
Chung Li City, Taoyuan County, Taiwan (R.O.C.)  
TEL: 886-3-451-8888  
FAX: 886-3-461-3865  
<http://www.saronix-ecera.com.tw>

\*Pb-free  
\*RoHS Compliant  
\*HF-Halogen Free  
\*REACH Compliant

Pericom Internal Reference NO. FL4000237Z

## TYPE FL 3.2x2.5 SEAM SEALED CRYSTAL

## ***FL400WFMT1***

VER. A 23-Jun-16

## VERSION HISTORY

[illegible]

# TYPE FL 3.2x2.5 SEAM SEALED CRYSTAL

## FL400WFMT1

VER. A 23-Jun-16

### ELECTRICAL SPECIFICATIONS

Item	Symbol	Specifications	Units	Notes
Nominal Frequency	Fn	40.000000	MHz	
Mode of Oscillation	MO	AT Cut-Fundamental		
Calibration Load Capacitance	CL	12	pF	
Calibration Tolerance	FL	±7	ppm	at 25°C±3°C
Operating Temperature Range	TR	-40 to +100	°C	
Frequency Stability (Frequency Deviation over the Operating Temperature Range)	F/T	±17	ppm	Reference to the Frequency at 25°C
Operating Drive Level		100	μW	
Maximum Drive Level		200	μW	
Equivalent Series Resistance	ESR	30	□	Max
Shunt Capacitance	C0	5	pF	Max
Trim Sensitivity	TS	10	ppm/pF	Min.
Aging at 25°C		±3	ppm	Max, 1st year
Storage Temperature		-55 to +125	°C	
Insulation Resistance		500	M□	Min

■ This product doesn't include harmful substance that stipulated by SONY SS-00259 Level 1 and S-AT2-001 Level 1 standard. RoHS Compliant (Pb - Free).

# TYPE FL 3.2x2.5 SEAM SEALED CRYSTAL

***FL400WFMT1***

VER. A 23-Jun-16

## RELIABILITY SPECIFICATIONS

### MECHANICAL AND ENVIRONMENTAL RATINGS:

- a) FINE LEAK TEST: JESD22-A109 (Condition 1A)
- b) GROSS LEAK TEST: JESD22-A109 (Condition C)
- c) MOISTURE RESISTANCE: JESD22-A113
- d) SHOCK: JESD22-B104 (Condition B)
- e) SOLDERABILITY : (RoHS version): J-STD-002
- f) VIBRATION: JESD22-B103
- g) SOLVENT RESISTANCE: JESD22-B107
- h) RESISTANCE TO SOLDERING HEAT (RoHS version): J-STD-020D Table 5.2 Pb free devices (3 cycles max)

## SUGGESTED IR REFLOW PROFILE

\*As per IPC-JEDEC J-STD-020D

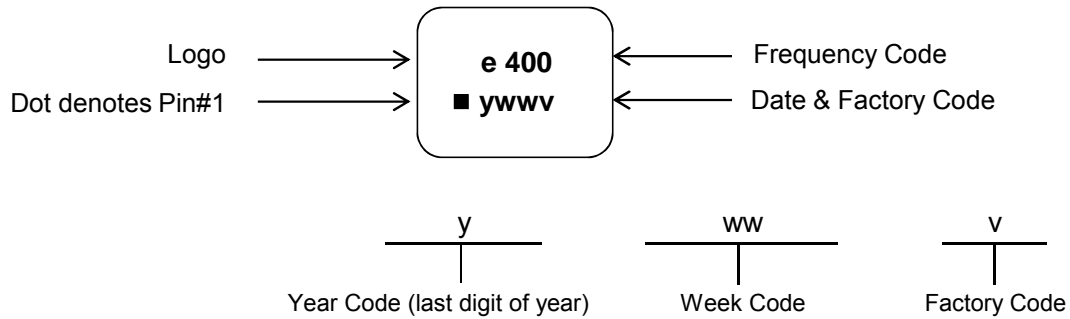
For soldering reflow profile and reliability test ratings go to: <http://www.pericom.com/pdf/sre/reflow.pdf>

# TYPE FL 3.2x2.5 SEAM SEALED CRYSTAL

**FL400WFMT1**

VER. A 23-Jun-16

## MARKING



## MECHANICAL DRAWINGS ( Scale: None. Dimensions are in mm.)

### Recommended Land Pattern

#### Notes:

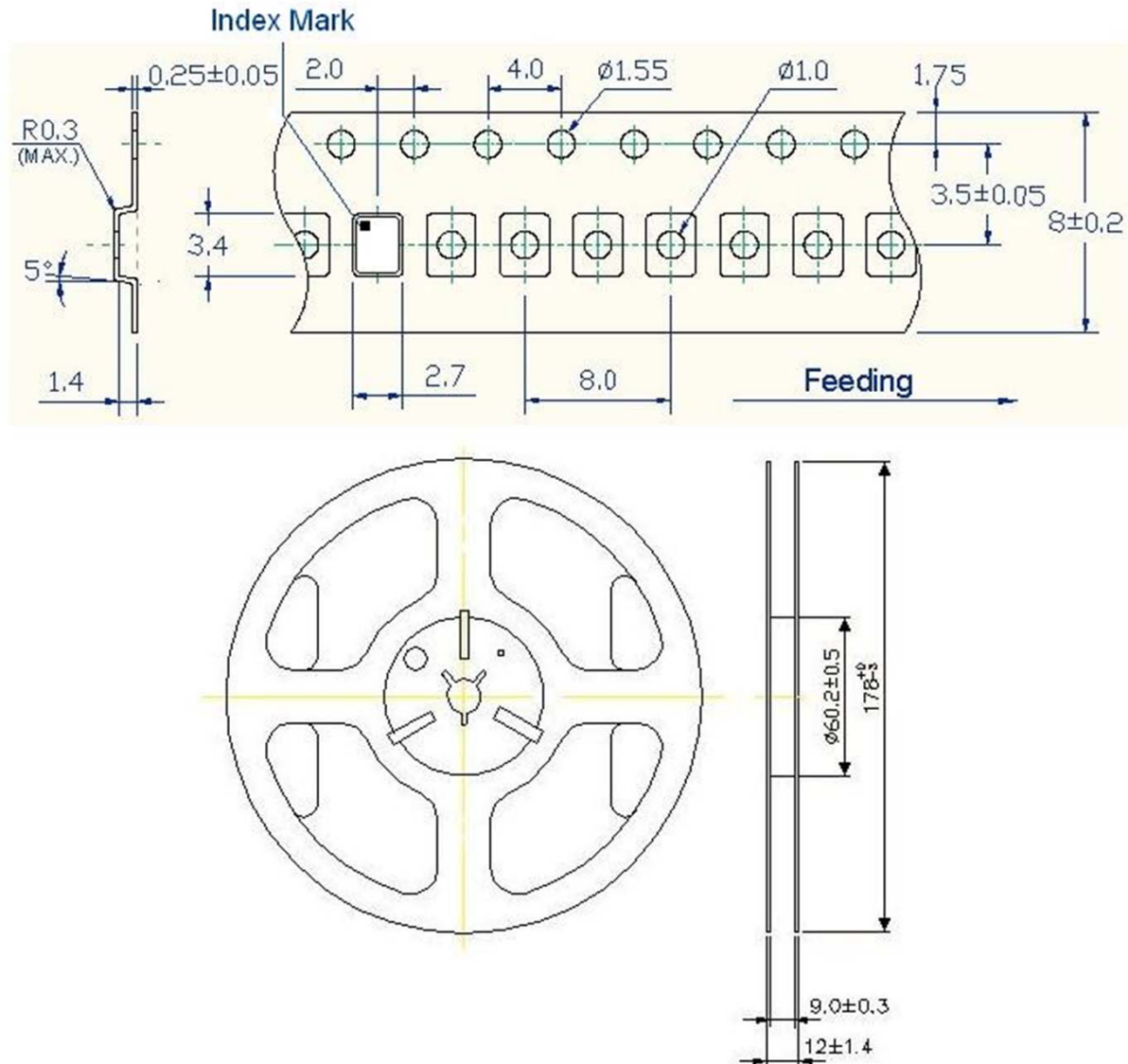
1. Package drawings are for reference only, and the appearances of objects may vary.  
Actual packages are based on the real product.
2. The marking dot denotes Pin#1.
3. The position and shape of the chamfer pin may vary and are based on the real product.

# TYPE FL 3.2x2.5 SEAM SEALED CRYSTAL

**FL400WFMT1**

VER. A 23-Jun-16

## Tape & Reel



1. 230mm minimum leader which consist of carrier and/or tape followed by a minimum of 160mm of empty carrier tape sealed with cover tape.
2. 160mm minimum trailer of empty carrier tape sealed with cover tape.

# TYPE FL 3.2x2.5 SEAM SEALED CRYSTAL

## FL400WFMT1

VER. A 23-Jun-16

### PACKING

