

Surface Mount Fuse, 1.05 x 0.55 mm, Super-Quick-Acting FF, 32 VDC



Exemplary part photo depending on part no.

UL 248-14 · 32VDC · Super-Quick-Acting FF



Description

- UL characteristic
- Low melting I²t-values, fast interruption
- Marking optional
- Impermeable to potting compound

Standards

- UL 248-14
- CSA C22.2 no. 248.14

Approvals

- Approval Reference Type: USF 0402
- UL File Number: E41599

Applications

- Secondary Protection
- Circuits without inrush
- Semiconductor protection
- Digital Consumer Electronics

References

[Packaging Details](#)

Weblinks

[pdf datasheet](#), [html-datasheet](#), [General Product Information](#), [Packaging details](#), [Approvals](#), [CE declaration of conformity](#), [RoHS](#), [CHINA-RoHS](#), [REACH](#), [Distributor-Stock-Check](#), [Detailed request for product](#), [Microsite](#)

Technical Data

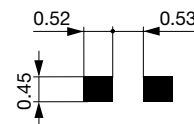
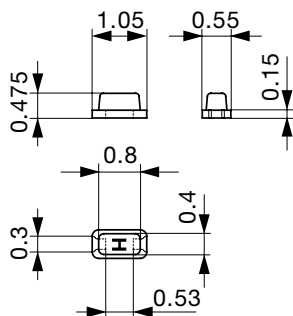
Rated Voltage	24 - 32VDC
Rated current	0.375 - 5A
Breaking Capacity	35A
Characteristic	Super-Quick-Acting FF
Mounting	PCB,SMT
Admissible Ambient Air Temp.	-55°C to 125°C
Climatic Category	55/125/21 acc. to IEC 60068-1
Material: Housing	Thermoset
Material: Terminals	Gold-Plated Copper Alloy
Unit Weight	0.004 g
Storage Conditions	0°C to 60°C, max. 70% r.h.
Product Marking	Letter (see variants) marking

Soldering Methods	Reflow Soldering Profile
Solderability	245 °C / 3 sec acc. to IEC 60068-2-58, Test Td
Resistance to Soldering Heat	260 +0/-5 °C / 30 sec acc. to IPC/JEDEC J-STD-020D, 1 cycle
Flammability	min. UL 94V-1 (acc. to EIA/IS-722, Test 4.12)

Detailed information on product approvals, code requirements, usage instructions and detailed test conditions can be looked up in [General Product Information](#)

Dimension [mm]

H 1.05 mm



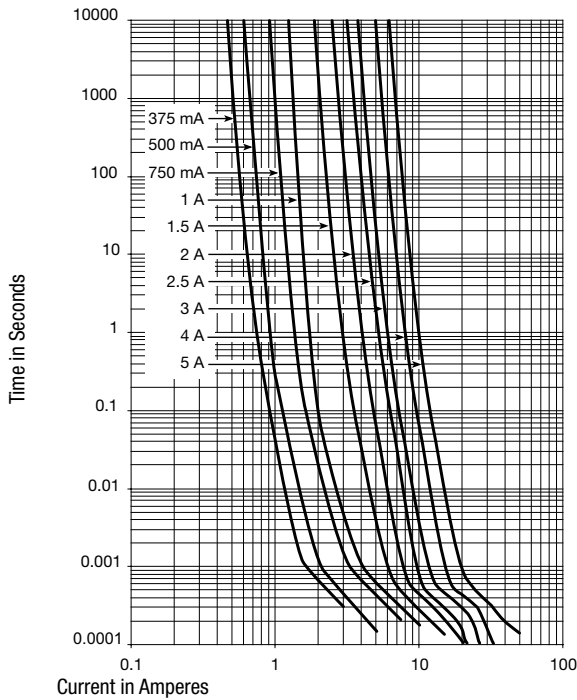
Soldering pads

Pre-Arcing Time


Rated Current I_n 1.0 x I_n min 2.0 x I_n max


0.375 A - 5 A	4 h	5 s
---------------	-----	-----

Time-Current-Curves



All Variants

Rated Current [A]	Rated Voltage [VDC]	Marking	Breaking Capacity	Voltage Drop 1.0 I_n max. [mV]	Voltage Drop 1.0 I_n typ. [mV]	Cold Resistance typ. [$m\Omega$]	Melting I^2t 8.0 I_n typ. [A^2s]		Order Number
0.375	32	E	1)	90	70	173	0.003	●	3414.0112.11
0.375	32	E	1)	90	70	173	0.003	●	3414.0112.22
0.375	32	E	1)	90	70	173	0.003	●	3414.0112.24
0.375	32	E	1)	90	70	173	0.003	●	3414.0112.26
0.5	32	F	1)	90	67	124	0.004	●	3414.0113.11
0.5	32	F	1)	90	67	124	0.004	●	3414.0113.22
0.5	32	F	1)	90	67	124	0.004	●	3414.0113.24
0.5	32	F	1)	90	67	124	0.004	●	3414.0113.26
0.75	32	G	1)	90	63	78	0.009	●	3414.0114.11
0.75	32	G	1)	90	63	78	0.009	●	3414.0114.22
0.75	32	G	1)	90	63	78	0.009	●	3414.0114.24
0.75	32	G	1)	90	63	78	0.009	●	3414.0114.26
1	32	H	1)	90	63	57	0.016	●	3414.0115.11
1	32	H	1)	90	63	57	0.016	●	3414.0115.22
1	32	H	1)	90	63	57	0.016	●	3414.0115.24
1	32	H	1)	90	63	57	0.016	●	3414.0115.26
1.5	32	K	1)	90	62	37	0.029	●	3414.0117.11
1.5	32	K	1)	90	62	37	0.029	●	3414.0117.22
1.5	32	K	1)	90	62	37	0.029	●	3414.0117.24
1.5	32	K	1)	90	62	37	0.029	●	3414.0117.26
2	32	N	1)	90	58	26	0.044	●	3414.0119.11
2	32	N	1)	90	58	26	0.044	●	3414.0119.22
2	32	N	1)	90	58	26	0.044	●	3414.0119.24

Rated Current [A]	Rated Voltage [VDC]	Marking	Breaking Capacity	Voltage Drop 1.0 In max. [mV]	Voltage Drop 1.0 In typ. [mV]	Cold Resistance typ. [mΩ]	Melting I ² t 8.0 In typ. [A ² s]		Order Number
2	32	N	1)	90	58	26	0.044	●	3414.0119.26
2.5	32	O	1)	90	59	21	0.06	●	3414.0120.11
2.5	32	O	1)	90	59	21	0.06	●	3414.0120.22
2.5	32	O	1)	90	59	21	0.06	●	3414.0120.24
2.5	32	O	1)	90	59	21	0.06	●	3414.0120.26
3	32	P	1)	90	52	17	0.098	●	3414.0121.11
3	32	P	1)	90	52	17	0.098	●	3414.0121.22
3	32	P	1)	90	52	17	0.98	●	3414.0121.24
3	32	P	1)	90	52	17	0.98	●	3414.0121.26
4	32	S	1)	90	60	13	0.113	●	3414.0123.11
4	32	S	1)	90	60	13	0.113	●	3414.0123.22
4	32	S	1)	90	60	13	0.113	●	3414.0123.24
4	32	S	1)	90	60	13	0.113	●	3414.0123.26
5	24	T	2)	90	52	10	0.288	●	3414.0124.11
5	24	T	2)	90	52	10	0.288	●	3414.0124.22
5	24	T	2)	90	52	10	0.288	●	3414.0124.24
5	24	T	2)	90	52	10	0.288	●	3414.0124.26

■ Most Popular.

Availability for all products can be searched real-time: <http://www.schurter.com/en/Stock-Check/Stock-Check-SCHURTER>

1) 35 A @ 32 VDC

2) 35 A @ 24 VDC

Marking is optional: .xx.M = with Marking (e.g. 3414.0112.22.M)

Packaging Unit

- .xx = .11 Blister Tape of 100 pcs. in Plastic Bag
- .xx = .22 Blister Tape 18 cm Reel (1000 pcs.)
- .xx = .24 Blister Tape 18 cm Reel (5000 pcs.)
- .xx = .26 Blister Tape 33 cm Reel (15000 pcs.)