

Surface Mount Fuse, 3.2 x 1.6 mm, Super-Quick-Acting FF, 32 VAC, 63 VDC



Exemplary part photo depending on part no.

UL 248-14 · 125 VAC · 125 VDC · Super-Quick-Acting FF



### Description

- UL characteristic
- Low melting I<sup>2</sup>t-values, fast interruption
- Impermeable to potting compound

### Standards

- UL 248-14
- CSA C22.2 no. 248.14

### Approvals

- Approval Reference Type: USF 1206
- UL File Number: E41599

### Applications

- Secondary Protection DC and AC
- Circuits without inrush
- Semiconductor protection

### References

[Packaging Details](#)

### Weblinks

[pdf datasheet](#), [html-datasheet](#), [General Product Information](#), [Packaging details](#), [Approvals](#), [CE declaration of conformity](#), [RoHS](#), [CHINA-RoHS](#), [REACH](#), [Distributor-Stock-Check](#), [Detailed request for product](#), [Microsite](#)

### Technical Data

Rated Voltage	32 - 125VAC, 63 - 125VDC
Rated current	0.375 - 4 A
Breaking Capacity	50A
Characteristic	Super-Quick-Acting FF
Mounting	PCB,SMT
Admissible Ambient Air Temp.	-55 °C to 90 °C
Climatic Category	55/090/21 acc. to IEC 60068-1
Material: Housing	Epoxyd Glass, UL 94V-0
Material: Terminals	Copper, Ni/Au-plated
Unit Weight	0.006 g
Storage Conditions	0 °C to 60 °C, max. 70% r.h.
Product Marking	Letter (see variants)

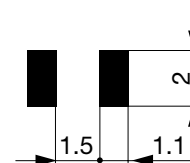
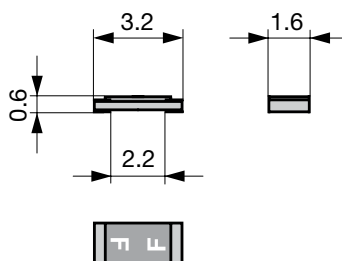
Soldering Methods	Reflow <a href="#">Soldering Profile</a>
Solderability	245 °C / 3sec acc. to IEC 60068-2-58, Test Td
Resistance to Soldering Heat	260 +/-5 °C / 30sec acc. to IPC/JEDEC J-STD-020D, Level 1
Moisture Resistance Test	MIL-STD-202, Method 106E (50 cycles in a temp./mister chamber)
Terminal Strength	MIL-STD-202, Method 211A (Deflection of board 1 mm for 1 minute)
Case Resistance	acc. to EIA/IS-722, Test 4.7 >100 MΩ (between leads and body)
Resistance to Solvents	MIL-STD-202, Method 215A
Flammability	min. UL 94V-1 (acc. to EIA/IS-722, Test 4.12)

Detailed information on product approvals, code requirements, usage instructions and detailed test conditions can be looked up in [General Product Information](#)

### Dimension [mm]

3.2 mm

Reflow soldering pads

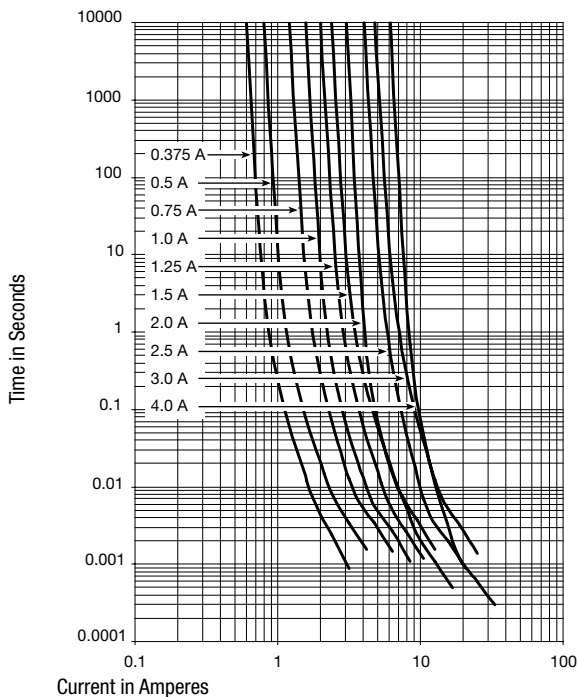


## Pre-Arcing Time


Rated Current In 1.0 x In min. 2.0 x In max.


0.375 A - 4 A	4 h	60 s
---------------	-----	------


## Time-Current-Curves



## All Variants

Rated Current [A]	Rated Voltage [VAC]	Rated Voltage [VDC]	Marking	Breaking Capacity	Voltage Drop 1.0 In typ. [mV]	Cold Resistance typ. [mΩ]	Melting I <sup>2</sup> t 8.0 In typ. [A <sup>2</sup> s]	 Order Number
0.375	125	125	E	1)	125	315	0.01	● 3413.0112.11
0.375	125	125	E	1)	125	315	0.01	● 3413.0112.22
0.375	125	125	E	1)	125	315	0.01	● 3413.0112.24
0.375	125	125	E	1)	125	315	0.01	● 3413.0112.26
0.5	125	125	F	1)	100	190	0.02	● 3413.0113.11
0.5	125	125	F	1)	100	190	0.02	● 3413.0113.22
0.5	125	125	F	1)	100	190	0.02	● 3413.0113.24
0.5	125	125	F	1)	100	190	0.02	● 3413.0113.26
0.75	32	63	G	2)	100	120	0.05	● 3413.0114.11
0.75	32	63	G	2)	100	120	0.05	● 3413.0114.22
0.75	32	63	G	2)	100	120	0.05	● 3413.0114.24
0.75	32	63	G	2)	100	120	0.05	● 3413.0114.26
1	32	63	H	2)	100	85	0.07	● 3413.0115.11
1	32	63	H	2)	100	85	0.07	● 3413.0115.22
1	32	63	H	2)	100	85	0.07	● 3413.0115.24
1	32	63	H	2)	100	85	0.07	● 3413.0115.26
1.25	32	63	J	2)	80	50	0.12	● 3413.0116.11
1.25	32	63	J	2)	80	50	0.12	● 3413.0116.22
1.25	32	63	J	2)	80	50	0.12	● 3413.0116.24
1.25	32	63	J	2)	80	50	0.12	● 3413.0116.26
1.5	32	63	K	2)	80	45	0.24	● 3413.0117.11
1.5	32	63	K	2)	80	45	0.24	● 3413.0117.22
1.5	32	63	K	2)	80	45	0.24	● 3413.0117.24

Rated Current [A]	Rated Voltage [VAC]	Rated Voltage [VDC]	Marking	Breaking Capacity	Voltage Drop 1.0 In typ. [mV]	Cold Resistance typ. [mΩ]	Melting I <sup>2</sup> t 8.0 In typ. [A <sup>2</sup> s]		Order Number
1.5	32	63	K	2)	80	45	0.24	●	3413.0117.26
2	32	63	N	2)	70	30	0.13	●	3413.0119.11
2	32	63	N	2)	70	30	0.13	●	3413.0119.22
2	32	63	N	2)	70	30	0.13	●	3413.0119.24
2	32	63	N	2)	70	30	0.13	●	3413.0119.26
2.5	32	63	O	2)	70	25	0.35	●	3413.0120.11
2.5	32	63	O	2)	70	25	0.35	●	3413.0120.22
2.5	32	63	O	2)	70	25	0.35	●	3413.0120.24
2.5	32	63	O	2)	70	25	0.35	●	3413.0120.26
3	32	63	P	2)	70	20	0.8	●	3413.0121.11
3	32	63	P	2)	70	20	0.8	●	3413.0121.22
3	32	63	P	2)	70	20	0.8	●	3413.0121.24
3	32	63	P	2)	70	20	0.8	●	3413.0121.26
4	32	63	S	2)	60	13	0.3	●	3413.0123.11
4	32	63	S	2)	60	13	0.3	●	3413.0123.22
4	32	63	S	2)	60	13	0.3	●	3413.0123.24
4	32	63	S	2)	60	13	0.3	●	3413.0123.26

 Most Popular.

Availability for all products can be searched real-time:<http://www.schurter.com/en/Stock-Check/Stock-Check-SCHURTER>

1) UL: 50 A @ 125 VAC/DC

2) UL: 50 A @ 32 VAC / 50 A @ 63 VDC

1) + 2) Additional internal testing: 150 A @ 24 VAC/DC, 400 A @ 12 VDC, 600 A @ 9 VDC

### Packaging Unit

- .xx = .11 Blister Tape of 100 pcs. in Plastic Bag
- .xx = .22 Blister Tape 18 cm Reel (1000 pcs.)
- .xx = .24 Blister Tape 25.4 cm Reel (5000 pcs.)
- .xx = .26 Blister Tape 33 cm Reel (15000 pcs.)