

Cartridge Fuse, 6.3x32 mm, 440 - 500 VAC, 63 - 500 VDC 1-32 A, High Breaking Capacity up to 1500 A

new



UL 248-14 · 440 - 500 VAC · 63 - 500 VDC · Quick-Acting F



### Description

- 6.3 x 32 mm fuses for primary protection
- 16 rated currents from 1 A to 32 A
- Pigtails optional

### Unique Selling Proposition

- High rated voltages up to 500 VAC / VDC
- High breaking capacity up to 1500 A

### Standards

- UL 248-14
- CSA C22.2 no. 248.14

### Approvals

- Approval Reference Type: SHF 6.3x32
- UL File Number: E41599

### Applications

- 3-phase applications
- DC applications
- Power supplies
- Frequency converter
- Power electronics

### References


[Packaging Details](#)

Pigtail Type [8020.5078.G](#); [SHF 6.3x32 Pigtail](#)

### Weblinks

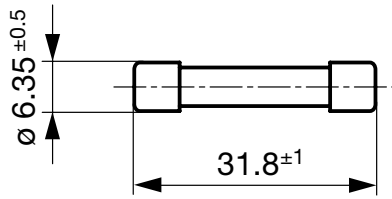
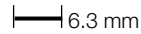
[pdf datasheet](#), [html-datasheet](#), [General Product Information](#), [Packaging details](#), [Approvals](#), [CE declaration of conformity](#), [RoHS](#), [CHINA-RoHS](#), [REACH](#), [Distributor-Stock-Check](#), [Detailed request for product](#), [Microsite](#)

### Technical Data

Rated Voltage	440 - 500 VAC, 63 - 500 VDC
Rated current	1 - 32 A
Breaking Capacity	1500 A - 20 kA
Characteristic	Quick-Acting F
Mounting	Fuseholder / Clip
Admissible Ambient Air Temp.	-40 °C to 85 °C
Climatic Category	40/085/21 acc. to IEC 60068-1
Material: Tube	Ceramic
Material: Endcaps	Nickel-Plated Copper Alloy
Material: Axial Leads	Tin-Plated Copper
Unit Weight	2.84 g
Storage Conditions	0 °C to 60 °C, max. 70% r.h.
Product Marking	 Type, Rated current, Rated Voltage, Characteristic, Breaking capacity, Approvals

Detailed information on product approvals, code requirements, usage instructions and detailed test conditions can be looked up in [General Product Information](#)

Dimension [mm]

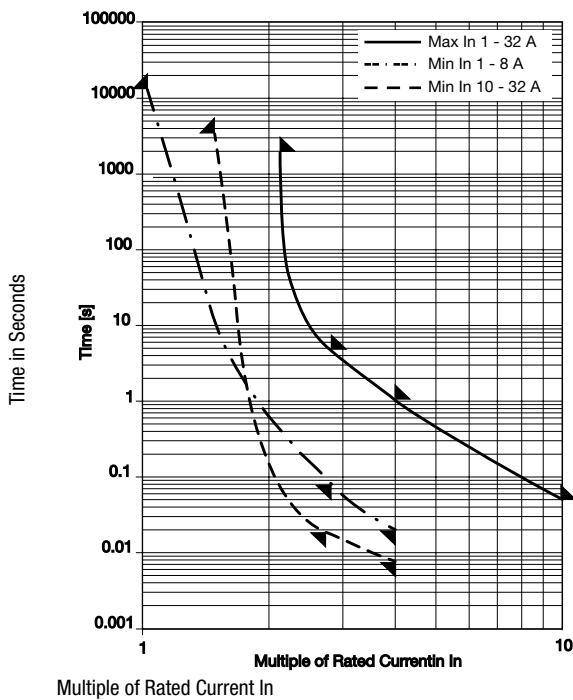


## Pre-Arcing Time

Rated Current  $I_n$     1.0 x  $I_n$  min.    1.5 x  $I_n$  min.    2.1 x  $I_n$  max.    2.75 x  $I_n$  min.    2.75 x  $I_n$  max.    4.0 x  $I_n$  min.    4.0 x  $I_n$  max.    10.0 x  $I_n$  min.    10.0 x  $I_n$  max.

1 A - 8 A		60 min	30 min	20 ms	5 s	8 ms	1 s	-	50 ms
10 A - 32 A	240 min		30 min	100 ms	5 s	20 ms	1 s	-	50 ms

## Time-Current-Curves



## All Variants

Rated Current [A]	Rated Voltage [VAC]	Rated Voltage [VDC]	Breaking Capacity	Voltage Drop 1.0 $I_n$ max. [mV]	Power Dissipation 1.5 $I_n$ max. [mW]	Melting $I^2t$ 10.0 Intyp. [A <sup>2</sup> s]	Order Number
1	500	500	1)	400	1200	1.5	● <a href="#">8020.5068</a>
1	500	500	1)	400	1200	1.5	● <a href="#">8020.5068.G</a>
1.25	500	500	1)	300	1300	2.9	● <a href="#">8020.5069</a>
1.25	500	500	1)	300	1300	2.9	● <a href="#">8020.5069.G</a>
1.6	500	400	2)	300	1400	5.8	● <a href="#">8020.5070</a>
1.6	500	400	2)	300	1400	5.8	● <a href="#">8020.5070.G</a>

Rated Current [A]	Rated Voltage [VAC]	Rated Voltage [VDC]	Breaking Capacity	Voltage Drop 1.0 In max. [mV]	Power Dissipation 1.5 I <sub>n</sub> max. [mW]	Melting I <sup>2</sup> t 10.0 Intyp. [A <sup>2</sup> s]	Order Number
2	500	400	2)	280	1700	2 ●	8020.5071
2	500	400	2)	280	1700	2 ●	8020.5071.G
2.5	500	400	2)	260	2000	3.8 ●	8020.5072
2.5	500	400	2)	260	2000	3.8 ●	8020.5072.G
3.15	500	400	2)	240	2300	8.6 ●	8020.5073
3.15	500	400	2)	240	2300	8.6 ●	8020.5073.G
4	500	400	2)	220	2900	14.6 ●	8020.5074
4	500	400	2)	220	2900	14.6 ●	8020.5074.G
5	500	400	2)	190	2900	33.2 ●	8020.5075
5	500	400	2)	190	2900	33.2 ●	8020.5075.G
6.3	500	400	2)	170	3400	61.6 ●	8020.5076
6.3	500	400	2)	170	3400	61.6 ●	8020.5076.G
8	500	400	2)	160	3700	120 ●	8020.5077
8	500	400	2)	160	3700	120 ●	8020.5077.G
10	500	400	2)	150	4500	220 ●	8020.5078
10	500	400	2)	150	4500	220 ●	8020.5078.G
12.5	500	400	2)	140	5500	480 ●	8020.5079
12.5	500	400	2)	140	5500	480 ●	8020.5079.G
16	500	400	2)	130	6800	760 ●	8020.5080
16	500	400	2)	130	6800	760 ●	8020.5080.G
20	440	63	3)	130	9500	1350 ●	8020.5081
20	440	63	3)	130	9500	1350 ●	8020.5081.G
25	440	63	3)	120	13000	2150 ●	8020.5082
25	440	63	3)	120	13000	2150 ●	8020.5082.G
32	440	63	3)	120	16000	4750 ●	8020.5083
32	440	63	3)	120	16000	4750 ●	8020.5083.G

Most Popular.

Availability for all products can be searched real-time: <http://www.schurter.com/en/Stock-Check/Stock-Check-SCHURTER>

- 1) 1500 A @ 500 VAC, cos φ = 0.99 - 1  
1500 A @ 250 VAC, cos φ = 0.7 - 0.8  
10 kA @ 125 VAC, cos φ = 0.7 - 0.8  
1500 A @ 500 VDC  
20 kA @ 63 VDC
- 2) 1500 A @ 500 VAC, cos φ = 0.99 - 1  
1500 A @ 250 VAC, cos φ = 0.7 - 0.8  
10 kA @ 125 VAC, cos φ = 0.7 - 0.8  
1500 A @ 400 VDC  
20 kA @ 63 VDC
- 3) 1500 A @ 440 VAC, cos φ = 0.99 - 1  
1500 A @ 250 VAC, cos φ = 0.7 - 0.8  
10 kA @ 125 VAC, cos φ = 0.7 - 0.8  
20 kA @ 63 VDC

<b>Packaging Unit</b>	xxxx.xxxx	Small Box Pack (10 pcs.)
	xxxx.xxxx.G	Bulk (1000 pcs.)