

Cartridge Fuse, 6.3x32 mm, 400-500 VAC, 400 VDC, 1-32 A, High Breaking Capacity up to 1500 A

new



UL 248-14 · 400 - 500 VAC · Time-Lag T



Description

- 6.3 x 32 mm fuses for primary protection
- 16 rated currents from 0.5 A to 32 A
- 400 VDC pending for 5, 6.3, 8 A

Unique Selling Proposition

- High rated voltages up to 500 VAC / 400 VDC
- High breaking capacity up to 1500 A
- Suitable for pulse-shaped continuous currents

Standards

- UL 248-14
- CSA C22.2 no. 248.14

Approvals

- Approval Reference Type: SHT 6.3x32
- UL File Number: E41599

Applications

- 3-phase applications
- DC applications
- Photovoltaic
- Frequency converter
- Power electronics

References


[Packaging Details](#)
Pigtail Type [SHT 6.3x32 Pigtail](#)

Weblinks

[pdf datasheet](#), [html-datasheet](#), [General Product Information](#), [Packaging details](#), [Approvals](#), [CE declaration of conformity](#), [RoHS](#), [CHINA-RoHS](#), [REACH](#), [Distributor-Stock-Check](#), [Detailed request for product](#), [Microsite](#)

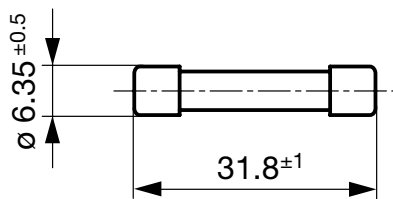
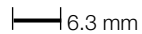
[Application Note Primary Protection in Equipment](#) with further information on increased [Pulse Strength](#) and their test conditions according to international standards see [Impulse Withstand Voltage](#)

Technical Data

Rated Voltage	400 - 500 VAC, 63 - 400 VDC
Rated current	0.5 - 32 A
Breaking Capacity	1500 A - 20 kA
Characteristic	Time-Lag T
Mounting	Fuseholder / Clip
Admissible Ambient Air Temp.	-40 °C to 85 °C
Climatic Category	40/085/21 acc. to IEC 60068-1
Material: Tube	Ceramic
Material: Endcaps	Nickel-Plated Copper Alloy
Material: Axial Leads	Tin-Plated Copper
Unit Weight	2.84 g
Storage Conditions	0 °C to 60 °C, max. 70% r.h.
Product Marking	 Type, Rated current, Rated Voltage, Characteristic, Breaking capacity, Approvals

Detailed information on product approvals, code requirements, usage instructions and detailed test conditions can be looked up in [General Product Information](#)

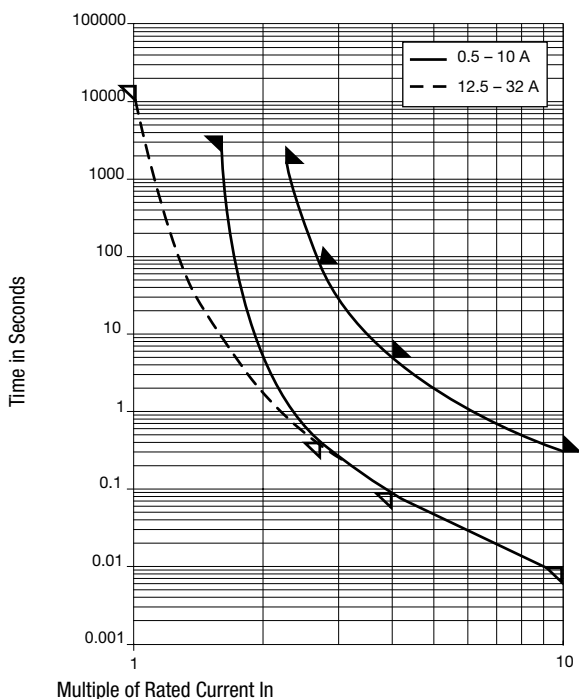
Dimension [mm]



Pre-Arcing Time


Rated Current I_n	1.0 x I_n min.	1.5 x I_n min.	2.1 x I_n max.	2.75 x I_n min.	2.75 x I_n max.	4.0 x I_n min.	4.0 x I_n max.	10.0 x I_n min.	10.0 x I_n max.
0.5 A - 10 A	-	60 min	30 min	400 ms	80 s	95 ms	5 s	10 ms	300 ms
12.5 A - 32 A	4 h	-	30 min	400 ms	80 s	95 ms	5 s	10 ms	300 ms

Time-Current-Curves



All Variants

Rated Current [A]	Rated Voltage [VAC]	Rated Voltage [VDC]	Breaking Capacity	Voltage Drop 1.0 I_n max. [mV]	Power Dissipation 1.5 I_n max. [mW]	Melting I^2t 10.0 I_n typ. [A ² s]	Order Number
0.5	500	400	1)	470	600	0.46	● 8020.5008
0.5	500	400	1)	470	600	0.46	● 8020.5008.G
1	500	400	1)	350	900	1.55	● 8020.5011
1	500	400	1)	350	900	1.55	● 8020.5011.G
1.25	500	400	1)	300	1000	3.15	● 8020.5012
1.25	500	400	1)	300	1000	3.15	● 8020.5012.G

Rated Current [A]	Rated Voltage [VAC]	Rated Voltage [VDC]	Breaking Capacity	Voltage Drop 1.0 In max. [mV]	Power Dissipation 1.5 I _n max. [mW]	Melting I ² t 10.0 Intyp. [A ² s]		Order Number
1.6	500	400	1)	200	1100	5.4	●	8020.5013
1.6	500	400	1)	200	1100	5.4	●	8020.5013.G
2	500	400	1)	180	1200	10.5	●	8020.5014
2	500	400	1)	180	1200	10.5	●	8020.5014.G
2.5	500	400	1)	160	1300	20	●	8020.5015
2.5	500	400	1)	160	1300	20	●	8020.5015.G
3.15	500	400	1)	150	1400	39	●	8020.5016
3.15	500	400	1)	150	1400	39	●	8020.5016.G
4	500	400	1)	140	1500	71.4	●	8020.5017
4	500	400	1)	140	1500	71.4	●	8020.5017.G
5	500	63	5)	135	2200	271	●	8020.5018
5	500	63	5)	135	2200	271	●	8020.5018.G
6.3	500	63	5)	110	2200	225	●	8020.5019
6.3	500	63	5)	110	2200	225	●	8020.5019.G
8	500	63	5)	110	2600	285	●	8020.5020
8	500	63	5)	110	2600	285	●	8020.5020.G
10	500	400	2)	110	3000	700	●	8020.5021
10	500	400	2)	110	3000	700	●	8020.5021.G
12.5	400	400	3)	120	5000	710	●	8020.5022
12.5	400	400	3)	120	5000	710	●	8020.5022.G
16	400	400	3)	130	5700	1400	●	8020.5023
16	400	400	3)	130	5700	1400	●	8020.5023.G
20	400	63	4)	100	6000	4000	●	8020.5024
20	400	63	4)	100	6000	4000	●	8020.5024.G
25	400	63	4)	100	8000	5440	●	8020.5025
25	400	63	4)	100	8000	5440	●	8020.5025.G
32	400	63	4)	110	10500	8750	●	8020.5026
32	400	63	4)	110	10500	8750	●	8020.5026.G

 Most Popular.

Availability for all products can be searched real-time:<http://www.schurter.com/en/Stock-Check/Stock-Check-SCHURTER>

- 1) 1500 A @ 500 VAC, cos φ = 0.99 - 1
1500 A @ 250 VAC, cos φ = 0.7 - 0.8
10 kA @ 125 VAC, cos φ = 0.7 - 0.8
1500 A @ 400 VDC
20 kA @ 63 VDC
- 2) 1500 A @ 500 VAC, cos φ = 0.99 - 1
1500 A @ 250 VAC, cos φ = 0.7 - 0.8
10 kA @ 125 VAC, cos φ = 0.7 - 0.8
1000 A @ 400 VDC
20 kA @ 63 VDC
- 3) 1500 A @ 400 VAC, cos φ = 0.99 - 1
1000 A @ 250 VAC, cos φ = 0.7 - 0.8
10 kA @ 125 VAC, cos φ = 0.7 - 0.8
1000 A @ 400 VDC
20 kA @ 63 VDC
- 4) 1500 A @ 400 VAC, cos φ = 0.99 - 1
1000 A @ 250 VAC, cos φ = 0.7 - 0.8

